

GOLDMAN SACHS TRUST

Administration Shares of the

Goldman Sachs Financial Square FundsSM

Goldman Sachs Financial Square Prime Obligations Fund
Goldman Sachs Financial Square Money Market Fund
Goldman Sachs Financial Square Treasury Obligations Fund
Goldman Sachs Financial Square Treasury Instruments Fund
Goldman Sachs Financial Square Treasury Solutions Fund
Goldman Sachs Financial Square Government Fund
Goldman Sachs Financial Square Federal Instruments Fund

Goldman Sachs Investor FundsSM

Goldman Sachs Investor Money Market Fund
Goldman Sachs Investor Tax-Exempt Money Market Fund

(each, a “Fund and, collectively, the “Funds”)

*Supplement dated February 21, 2018 to the
Prospectus dated December 29, 2017, as supplemented to date*

At its meeting held on February 15, 2018, the Board of Trustees of Goldman Sachs Trust approved reductions to each Fund’s contractual management fee rate, as outlined below.

Reductions in Fund Contractual Management Fee Rates

<u>Financial Square Funds</u>	<u>Current Fee</u>	<u>Reduced Fee</u>
Prime Obligations Fund Money Market Fund Government Fund	0.205%	0.16%
Treasury Obligations Fund Treasury Instruments Fund Treasury Solutions Fund Federal Instruments Fund	0.205%	0.18%
<u>Investor Funds</u>	<u>Current Fee</u>	<u>Reduced Fee</u>
Money Market Fund Tax-Exempt Money Market Fund	0.205%	0.16%

Effective immediately, the Funds' Prospectus is revised as follows:

The following replaces in its entirety the “Annual Fund Operating Expenses” table and its related footnotes in the “Financial Square Prime Obligations Fund—Summary—Fees and Expenses of the Fund” section of the Prospectus:

	Prime Obligations Fund
Annual Fund Operating Expenses	
(expenses that you pay each year as a percentage of the value of your investment):	
Management Fees ¹	0.16%
Other Expenses	0.31%
Administration Fees	0.25%
All Other Expenses	0.06%
Total Annual Fund Operating Expenses	0.47%
Expense Limitation ²	(0.04)%
Total Annual Fund Operating Expenses After Expense Limitation	0.43%

¹ The Fund's "Management Fees" have been restated to reflect current fees.

² The Investment Adviser has agreed to reduce or limit "Other Expenses" (excluding acquired fund fees and expenses, administration fees, transfer agency fees and expenses, taxes, interest, brokerage fees, expenses of shareholder meetings, litigation and indemnification, and extraordinary expenses) to 0.014% of the Fund's average daily net assets through at least December 29, 2018, and prior to such date the Investment Adviser may not terminate the arrangement without the approval of the Board of Trustees.

The following replaces in its entirety the “Financial Square Prime Obligations Fund—Summary—Expense Example” section of the Prospectus:

This Example is intended to help you compare the cost of investing in the Fund with the cost of investing in other mutual funds.

This Example assumes that you invest \$10,000 in Administration Shares of the Fund for the time periods indicated and then redeem all of your Administration Shares at the end of those periods. The Example also assumes that your investment has a 5% return each year and that the Fund's operating expenses remain the same (except that the Example incorporates the expense limitation arrangement for only the first year). Although your actual costs may be higher or lower, based on these assumptions your costs would be:

	1 Year	3 Years	5 Years	10 Years
Administration Shares	\$44	\$147	\$259	\$588

The following replaces in its entirety the “Annual Fund Operating Expenses” table and its related footnotes in the “Financial Square Money Market Fund—Summary—Fees and Expenses of the Fund” section of the Prospectus:

	Money Market Fund
Annual Fund Operating Expenses (expenses that you pay each year as a percentage of the value of your investment):	
Management Fees ¹	0.16%
Other Expenses	0.29%
Administration Fees	0.25%
All Other Expenses	0.04%
Total Annual Fund Operating Expenses	0.45%
Expense Limitation ²	(0.02)%
Total Annual Fund Operating Expenses After Expense Limitation	0.43%

¹ The Fund’s “Management Fees” have been restated to reflect current fees.

² The Investment Adviser has agreed to reduce or limit “Other Expenses” (excluding acquired fund fees and expenses, administration fees, transfer agency fees and expenses, taxes, interest, brokerage fees, expenses of shareholder meetings, litigation and indemnification, and extraordinary expenses) to 0.014% of the Fund’s average daily net assets through at least December 29, 2018, and prior to such date the Investment Adviser may not terminate the arrangement without the approval of the Board of Trustees.

The following replaces in its entirety the “Financial Square Money Market Fund—Summary—Expense Example” section of the Prospectus:

This Example is intended to help you compare the cost of investing in the Fund with the cost of investing in other mutual funds.

This Example assumes that you invest \$10,000 in Administration Shares of the Fund for the time periods indicated and then redeem all of your Administration Shares at the end of those periods. The Example also assumes that your investment has a 5% return each year and that the Fund’s operating expenses remain the same (except that the Example incorporates the expense limitation arrangement for only the first year). Although your actual costs may be higher or lower, based on these assumptions your costs would be:

	1 Year	3 Years	5 Years	10 Years
Administration Shares	\$44	\$142	\$250	\$565

The following replaces in its entirety the “Annual Fund Operating Expenses” table and its related footnotes in the “Financial Square Treasury Obligations Fund—Summary—Fees and Expenses of the Fund” section of the Prospectus:

	Treasury Obligations Fund
Annual Fund Operating Expenses	
(expenses that you pay each year as a percentage of the value of your investment):	
Management Fees ¹	0.18%
Other Expenses	0.27%
Administration Fees	0.25%
All Other Expenses	0.02%
Total Annual Fund Operating Expenses	0.45%

¹ The Fund’s “Management Fees” have been restated to reflect current fees.

The following replaces in its entirety the “Financial Square Treasury Obligations Fund—Summary—Expense Example” section of the Prospectus:

This Example is intended to help you compare the cost of investing in the Fund with the cost of investing in other mutual funds.

This Example assumes that you invest \$10,000 in Administration Shares of the Fund for the time periods indicated and then redeem all of your Administration Shares at the end of those periods. The Example also assumes that your investment has a 5% return each year and that the Fund’s operating expenses remain the same. Although your actual costs may be higher or lower, based on these assumptions your costs would be:

	1 Year	3 Years	5 Years	10 Years
Administration Shares	\$46	\$144	\$252	\$567

The following replaces in its entirety the “Annual Fund Operating Expenses” table and its related footnotes in the “Financial Square Treasury Instruments Fund—Summary—Fees and Expenses of the Fund” section of the Prospectus:

	Treasury Instruments Fund
Annual Fund Operating Expenses	
(expenses that you pay each year as a percentage of the value of your investment):	
Management Fees ¹	0.18%
Other Expenses	0.27%
Administration Fees	0.25%
All Other Expenses	0.02%
Total Annual Fund Operating Expenses	0.45%

¹ The Fund’s “Management Fees” have been restated to reflect current fees.

The following replaces in its entirety the “Financial Square Treasury Instruments Fund—Summary—Expense Example” section of the Prospectus:

This Example is intended to help you compare the cost of investing in the Fund with the cost of investing in other mutual funds.

This Example assumes that you invest \$10,000 in Administration Shares of the Fund for the time periods indicated and then redeem all of your Administration Shares at the end of those periods. The Example also assumes that your investment has a 5% return each year and that the Fund’s operating expenses remain the same. Although your actual costs may be higher or lower, based on these assumptions your costs would be:

	1 Year	3 Years	5 Years	10 Years
Administration Shares	\$46	\$144	\$252	\$567

The following replaces in its entirety the “Annual Fund Operating Expenses” table and its related footnotes in the “Financial Square Treasury Solutions Fund—Summary—Fees and Expenses of the Fund” section of the Prospectus:

	Treasury Solutions Fund
Annual Fund Operating Expenses (expenses that you pay each year as a percentage of the value of your investment):	
Management Fees ¹	0.18%
Other Expenses	0.27%
Administration Fees	0.25%
All Other Expenses	0.02%
Total Annual Fund Operating Expenses	0.45%

¹ The Fund’s “Management Fees” have been restated to reflect current fees.

The following replaces in its entirety the “Financial Square Treasury Solutions Fund—Summary—Expense Example” section of the Prospectus:

This Example is intended to help you compare the cost of investing in the Fund with the cost of investing in other mutual funds.

This Example assumes that you invest \$10,000 in Administration Shares of the Fund for the time periods indicated and then redeem all of your Administration Shares at the end of those periods. The Example also assumes that your investment has a 5% return each year and that the Fund’s operating expenses remain the same. Although your actual costs may be higher or lower, based on these assumptions your costs would be:

	1 Year	3 Years	5 Years	10 Years
Administration Shares	\$46	\$144	\$252	\$567

The following replaces in its entirety the “Annual Fund Operating Expenses” table and its related footnotes in the “Financial Square Government Fund—Summary—Fees and Expenses of the Fund” section of the Prospectus:

	Government Fund
Annual Fund Operating Expenses	
(expenses that you pay each year as a percentage of the value of your investment):	
Management Fees ¹	0.16%
Other Expenses	0.27%
Administration Fees	0.25%
All Other Expenses	0.02%
Total Annual Fund Operating Expenses	0.43%

¹ The Fund’s “Management Fees” have been restated to reflect current fees.

The following replaces in its entirety the “Financial Square Government Fund—Summary—Expense Example” section of the Prospectus:

This Example is intended to help you compare the cost of investing in the Fund with the cost of investing in other mutual funds.

This Example assumes that you invest \$10,000 in Administration Shares of the Fund for the time periods indicated and then redeem all of your Administration Shares at the end of those periods. The Example also assumes that your investment has a 5% return each year and that the Fund’s operating expenses remain the same. Although your actual costs may be higher or lower, based on these assumptions your costs would be:

	1 Year	3 Years	5 Years	10 Years
Administration Shares	\$44	\$138	\$241	\$542

The following replaces in its entirety the “Annual Fund Operating Expenses” table and its related footnotes in the “Financial Square Federal Instruments Fund—Summary—Fees and Expenses of the Fund” section of the Prospectus:

	Federal Instruments Fund
Annual Fund Operating Expenses	
(expenses that you pay each year as a percentage of the value of your investment):	
Management Fees ¹	0.18%
Other Expenses	0.31%
Administration Fees	0.25%
All Other Expenses ²	0.06%
Total Annual Fund Operating Expenses	0.49%
Expense Limitation ³	(0.04)%
Total Annual Fund Operating Expenses After Expense Limitation	0.45%

¹ The Fund’s “Management Fees” have been restated to reflect current fees.

² The Fund’s “Other Expenses” have been restated to reflect expenses expected to be incurred during the current fiscal year.

³ The Investment Adviser has agreed to reduce or limit “Other Expenses” (excluding acquired fund fees and expenses, administration fees, transfer agency fees and expenses, taxes, interest, brokerage fees,

expenses of shareholder meetings, litigation and indemnification, and extraordinary expenses) to 0.014% of the Fund's average daily net assets through at least December 29, 2018, and prior to such date the Investment Adviser may not terminate the arrangement without the approval of the Board of Trustees.

The following replaces in its entirety the “Financial Square Federal Instruments Fund—Summary—Expense Example” section of the Prospectus:

This Example is intended to help you compare the cost of investing in the Fund with the cost of investing in other mutual funds.

This Example assumes that you invest \$10,000 in Administration Shares of the Fund for the time periods indicated and then redeem all of your Administration Shares at the end of those periods. The Example also assumes that your investment has a 5% return each year and that the Fund's operating expenses remain the same (except that the Example incorporates the expense limitation arrangement for only the first year). Although your actual costs may be higher or lower, based on these assumptions your costs would be:

	1 Year	3 Years	5 Years	10 Years
Administration Shares	\$46	\$153	\$270	\$612

The following replaces in its entirety the “Annual Fund Operating Expenses” table and its related footnotes in the “Investor Money Market Fund—Summary—Fees and Expenses of the Fund” section of the Prospectus:

	Money Market Fund
Annual Fund Operating Expenses (expenses that you pay each year as a percentage of the value of your investment):	
Management Fees ¹	0.16%
Other Expenses	0.47%
Administration Fees	0.25%
All Other Expenses ²	0.22%
Total Annual Fund Operating Expenses	0.63%
Expense Limitation ³	(0.20)%
Total Annual Fund Operating Expenses After Expense Limitation	0.43%

¹ The Fund's “Management Fees” have been restated to reflect current fees.

² The Fund's “Other Expenses” have been restated to reflect expenses expected to be incurred during the current fiscal year.

³ The Investment Adviser has agreed to reduce or limit “Other Expenses” (excluding acquired fund fees and expenses, administration fees, transfer agency fees and expenses, taxes, interest, brokerage fees, expenses of shareholder meetings, litigation and indemnification, and extraordinary expenses) to 0.014% of the Fund's average daily net assets through at least December 29, 2018, and prior to such date the Investment Adviser may not terminate the arrangement without the approval of the Board of Trustees.

The following replaces in its entirety the “Investor Money Market Fund—Summary—Expense Example” section of the Prospectus:

This Example is intended to help you compare the cost of investing in the Fund with the cost of investing in other mutual funds.

This Example assumes that you invest \$10,000 in Administration Shares of the Fund for the time periods indicated and then redeem all of your Administration Shares at the end of those periods. The Example also assumes that your investment has a 5% return each year and that the Fund’s operating expenses remain the same (except that the Example incorporates the expense limitation arrangement for only the first year). Although your actual costs may be higher or lower, based on these assumptions your costs would be:

	1 Year	3 Years	5 Years	10 Years
Administration Shares	\$44	\$182	\$331	\$767

The following replaces in its entirety the “Annual Fund Operating Expenses” table and its related footnotes in the “Investor Tax-Exempt Money Market Fund—Summary—Fees and Expenses of the Fund” section of the Prospectus:

	Tax-Exempt Money Market Fund
Annual Fund Operating Expenses (expenses that you pay each year as a percentage of the value of your investment):	
Management Fees ¹	0.16%
Other Expenses	0.33%
Administration Fees	0.25%
All Other Expenses	0.08%
Total Annual Fund Operating Expenses	0.49%
Expense Limitation ²	(0.06)%
Total Annual Fund Operating Expenses After Expense Limitation	0.43%

¹ The Fund’s “Management Fees” have been restated to reflect current fees.

² The Investment Adviser has agreed to reduce or limit “Other Expenses” (excluding acquired fund fees and expenses, administration fees, transfer agency fees and expenses, taxes, interest, brokerage fees, expenses of shareholder meetings, litigation and indemnification, and extraordinary expenses) to 0.014% of the Fund’s average daily net assets through at least December 29, 2018, and prior to such date the Investment Adviser may not terminate the arrangement without the approval of the Board of Trustees.

The following replaces in its entirety the “Investor Tax-Exempt Money Market Fund—Summary—Expense Example” section of the Prospectus:

This Example is intended to help you compare the cost of investing in the Fund with the cost of investing in other mutual funds.

This Example assumes that you invest \$10,000 in Administration Shares of the Fund for the time periods indicated and then redeem all of your Administration Shares at the end of those periods. The Example also assumes that your investment has a 5% return each year and that the Fund’s operating expenses remain the same (except that the Example

incorporates the expense limitation arrangement for only the first year). Although your actual costs may be higher or lower, based on these assumptions your costs would be:

	1 Year	3 Years	5 Years	10 Years
Administration Shares	\$44	\$151	\$268	\$610

The following replaces in its entirety the “Service Providers—Management Fees and Other Expenses” section of the Prospectus:

As compensation for its services and its assumption of certain expenses, the Investment Adviser is entitled to the following fees, computed daily and payable monthly, at the annual rates listed below (as a percentage of each respective Fund’s average daily net assets):

	Contractual Management Fee Annual Rate	Actual Rate For the Fiscal Year Ended August 31, 2017*, **
Financial Square Funds		
Prime Obligations	0.16%	0.16%
Money Market	0.16%	0.16%
Treasury Obligations	0.18%	0.18%
Treasury Instruments	0.18%	0.18%
Treasury Solutions	0.18%	0.18%
Government	0.16%	0.16%
Federal Instruments	0.18%	0.18%
Investor Funds		
Money Market	0.16%	0.16%
Tax-Exempt Money Market	0.16%	0.16%

* The Actual Rate may not correlate to the Contractual Management Fee Annual Rate as a result of management fee waivers that may be in effect from time to time.

** Prior to February 16, 2018, the contractual management fee rate for each of the Funds was 0.205% of the Fund’s average daily net assets.

The Investment Adviser may waive a portion of its management fees from time to time, and may discontinue or modify any such waiver in the future, consistent with the terms of any fee waiver arrangement in place. Due to the current low yield environment, the Investment Adviser may voluntarily waive a portion of its management fees, and these waivers may exceed what is stipulated in any fee waiver arrangements. These temporary waivers may be modified or terminated at any time at the option of the Investment Adviser, without shareholder approval.

The Investment Adviser has agreed to reduce or limit each Fund's "Other Expenses" (excluding acquired fund fees and expenses, administration fees, transfer agency fees and expenses, taxes, interest, brokerage fees, expenses of shareholder meetings, litigation and indemnification, and extraordinary expenses) equal on an annualized basis to 0.014% of each Fund's average daily net assets through at least December 29, 2018, and prior to such date the Investment Adviser may not terminate this expense limitation arrangement without the approval of the Board of Trustees. The expense limitation arrangement may be modified or terminated at any time at the option of the Investment Adviser and without shareholder approval after such date, although the Investment Adviser does not presently intend to do so. A Fund's "Other Expenses" or "Total Annual Fund Operating Expenses" (as applicable) may be further reduced by any custody and transfer agency fee credits received by the Fund.

A discussion regarding the basis for the Board of Trustees' approval of the Management Agreements for the Funds in 2017 is available in the Funds' Annual Report dated August 31, 2017.

This Supplement should be retained with your Prospectus for future reference.

GOLDMAN SACHS TRUST

Goldman Sachs Financial Square FundsSM

Institutional Shares, Administration Shares, Capital Shares,
Preferred Shares, Resource Shares, Select Shares and Service Shares of
Goldman Sachs Financial Square Tax-Exempt Money Market Fund

Supplement dated December 29, 2017 to the Prospectuses
and Summary Prospectuses, each dated December 29, 2017

At a meeting held on December 13, 2017, upon the recommendation of Goldman Sachs Asset Management, L.P., the Board of Trustees (the “Board”) of the Goldman Sachs Trust (the “Trust”) approved a proposal to liquidate the Goldman Sachs Financial Square Tax-Exempt Money Market Fund (the “Fund”), a series of the Trust. After careful consideration of a number of factors, the Board concluded that it is advisable and in the best interest of the Fund and its shareholders to liquidate the Fund. The Fund will be liquidated on or about January 24, 2018 (the “Liquidation Date”), pursuant to a Plan of Liquidation approved by the Board. The Liquidation Date may be changed without notice at the discretion of the Trust’s officers.

Suspension of Sales. Shares of the Fund are no longer available for purchase, except that existing shareholders of the Fund may continue to purchase shares of the Fund until January 17, 2018. *To the extent there are any dividend or distribution payments made prior to the Liquidation Date, they will continue to be paid either in cash or in additional shares of the Fund, depending on each shareholder’s current election, as disclosed in the Prospectuses.*

Liquidation of Assets. The Fund will cease its ordinary course of business and may depart from its stated investment objective and policies as it prepares to liquidate and distribute its assets to shareholders. It is anticipated that the Fund’s portfolio will be positioned into cash, cash equivalents or other liquid assets on or prior to the Liquidation Date. In connection with the liquidation, all outstanding shares of the Fund on the Liquidation Date will be automatically redeemed by the Fund. Each shareholder of record on the Liquidation Date will receive proceeds of the automatic redemptions equal to the shareholder’s proportionate interest in the Fund’s net assets plus accrued and unpaid earnings of the Fund at the time of liquidation.

Other Alternatives and Certain Tax Information. At any time prior to the Liquidation Date, shareholders may redeem their shares of the Fund and receive the net asset value thereof in cash or in-kind, as provided in the Prospectuses. Shareholders may also exchange their shares for shares of the same class of another Goldman Sachs Fund at net asset value. As an “institutional money market fund,” the net asset value of the Fund’s shares fluctuates with changes in the values of its portfolio securities. When you sell your shares they may be worth more or less than what you originally paid for them. Accordingly, the automatic redemption of Fund shares in connection with the liquidation (or an earlier voluntary redemption) may result in a gain or loss for federal income tax purposes.

Shareholders should consult their tax advisers regarding the tax treatment of the liquidation or redemption, as applicable.

This Supplement should be retained with your Prospectus and Summary Prospectus for future reference.

Prospectus

Administration Shares

December 29, 2017

GOLDMAN SACHS MONEY MARKET FUNDS

Financial Square FundsSM

- Prime Obligations Fund: FBAXX
- Money Market Fund: FADXX
- Tax-Exempt Money Market Fund: FAEXX
- Treasury Obligations Fund: FGAXX
- Treasury Instruments Fund: FRAXX
- Treasury Solutions Fund: FVAXX
- Government Fund: FOAXX
- Federal Instruments Fund: FIOXX

Investor FundsSM

- Money Market Fund: FMKXX
- Tax-Exempt Money Market Fund: FEAXX

THE SECURITIES AND EXCHANGE COMMISSION HAS NOT APPROVED OR DISAPPROVED THESE SECURITIES OR PASSED UPON THE ADEQUACY OF THIS PROSPECTUS. ANY REPRESENTATION TO THE CONTRARY IS A CRIMINAL OFFENSE.

AN INVESTMENT IN A FUND IS NOT A BANK DEPOSIT AND IS NOT INSURED OR GUARANTEED BY THE FEDERAL DEPOSIT INSURANCE CORPORATION OR ANY OTHER GOVERNMENT AGENCY.



**Asset
Management**

Table of Contents

Financial Square FundsSM

Prime Obligations Fund – Summary	1
Money Market Fund – Summary	4
Tax-Exempt Money Market Fund – Summary	7
Treasury Obligations Fund – Summary	10
Treasury Instruments Fund – Summary	13
Treasury Solutions Fund – Summary	16
Government Fund – Summary	19
Federal Instruments Fund – Summary	22

Investor FundsSM

Money Market Fund – Summary	25
Tax-Exempt Money Market Fund – Summary	28

Additional Summary Information	31
Investment Management Approach	32
Risks of the Funds	43
Service Providers	47
Distributions	50
Shareholder Guide	51
How to Buy Shares	51
How to Sell Shares	57
Taxation	62
Appendix A	
Additional Information on the Funds	64
Appendix B	
Financial Highlights	71



Asset Management

Financial Square Prime Obligations Fund—Summary

Investment Objective

The Goldman Sachs Financial Square Prime Obligations Fund (the “Fund”) seeks to maximize current income to the extent consistent with the preservation of capital and the maintenance of liquidity by investing exclusively in high quality money market instruments.

Fees and Expenses of the Fund

This table describes the fees and expenses that you may pay if you buy and hold shares of the Fund.

	Prime Obligations Fund
Shareholder Fees (fees paid directly from your investment):	
Maximum Sales Charge (Load) Imposed on Purchases	None
Maximum Deferred Sales Charge (Load)	None
Maximum Sales Charge (Load) Imposed on Reinvested Dividends	None
Redemption Fees	None
Exchange Fees	None
Annual Fund Operating Expenses (expenses that you pay each year as a percentage of the value of your investment):	
Management Fees	0.21%
Other Expenses	0.31%
Administration Fees	0.25%
All Other Expenses	0.06%
Total Annual Fund Operating Expenses	0.52%
Fee Waiver and Expense Limitation ¹	(0.09)%
Total Annual Fund Operating Expenses After Fee Waiver and Expense Limitation	0.43%

¹ The Investment Adviser has agreed to: (i) not impose a portion of the Management Fee equal annually to 0.045% of the Fund’s average daily net assets; and (ii) reduce or limit “Other Expenses” (excluding acquired fund fees and expenses, administration fees, transfer agency fees and expenses, taxes, interest, brokerage fees, expenses of shareholder meetings, litigation and indemnification, and extraordinary expenses) to 0.014% of the Fund’s average daily net assets. These arrangements will remain in effect through at least December 29, 2018, and prior to such date the Investment Adviser may not terminate the arrangements without the approval of the Board of Trustees.

Expense Example

This Example is intended to help you compare the cost of investing in the Fund with the cost of investing in other mutual funds.

The Example assumes that you invest \$10,000 in Administration Shares of the Fund for the time periods indicated and then redeem all of your Administration Shares at the end of those periods. The Example also assumes that your investment has a 5% return each year and that the Fund’s operating expenses remain the same (except that the Example incorporates the fee waiver and expense limitation arrangements for only the first year). Although your actual costs may be higher or lower, based on these assumptions your costs would be:

	1 Year	3 Years	5 Years	10 Years
Administration Shares	\$44	\$158	\$282	\$644

Principal Strategy

The Fund pursues its investment objective by investing in securities issued or guaranteed by the United States or certain U.S. government agencies or instrumentalities (“U.S. Government Securities”), obligations of banks (which may exceed 25% of its total assets), commercial paper and other short-term obligations of U.S. companies, states, municipalities and other entities, and repurchase agreements. The Fund may also invest in U.S. dollar-denominated obligations of foreign banks, foreign companies and foreign governments. The Fund may, but does not currently intend to, invest in Euro certificates of deposit. The Fund may not invest more than 25% of its total assets in the securities of any one foreign government.

The Fund intends to be an “institutional money market fund” under Rule 2a-7 under the Investment Company Act of 1940, as amended (the “Investment Company Act”). Although the Fund is a money market fund, the net asset value (“NAV”) of the Fund’s shares will fluctuate with changes in the values of its portfolio securities.

Under Rule 2a-7, the Fund may invest only in U.S. dollar-denominated securities that meet certain risk-limiting conditions relating to portfolio quality, maturity, diversification and liquidity.

Principal Risks of the Fund

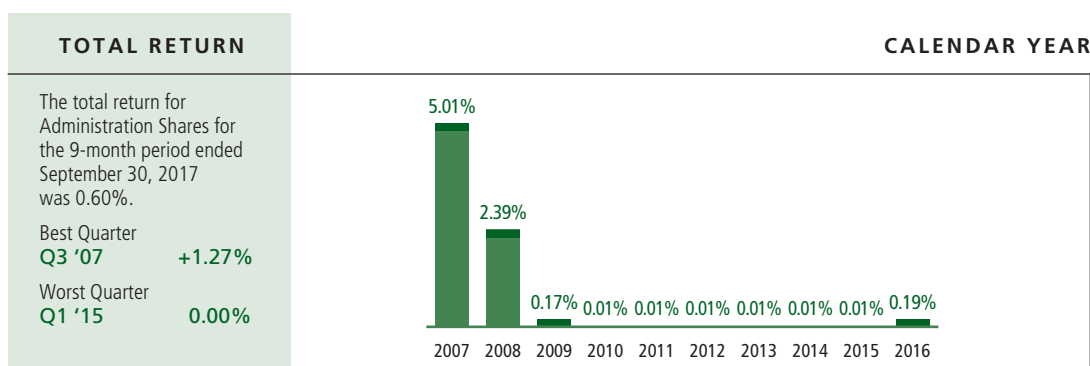
You could lose money by investing in the Fund. Because the share price of the Fund will fluctuate, when you sell your shares they may be worth more or less than what you originally paid for them. The Fund may impose a fee upon the sale of your shares or may temporarily suspend your ability to sell shares if the Fund's liquidity falls below required minimums because of market conditions or other factors. An investment in the Fund is not a bank deposit and is not insured or guaranteed by the Federal Deposit Insurance Corporation or any other government agency. The Fund's sponsor has no legal obligation to provide financial support to the Fund, and you should not expect that the sponsor will provide financial support to the Fund at any time. The Fund should not be relied upon as a complete investment program. There can be no assurance that the Fund will achieve its investment objective.

- **Banking Industry Risk.** An adverse development in the banking industry (domestic or foreign) may affect the value of the Fund's investments more than if the Fund were not invested to such a degree in the banking industry. Banks may be particularly susceptible to certain economic factors such as interest rate changes, adverse developments in the real estate market, fiscal, regulatory and monetary policy and general economic cycles.
- **Credit/Default Risk.** An issuer or guarantor of a security held by the Fund, or a bank or other financial institution that has entered into a repurchase agreement with the Fund, may default on its obligation to pay interest and repay principal or default on any other obligation. Additionally, the credit quality of securities may deteriorate rapidly, which may impair the Fund's liquidity and cause significant deterioration in NAV.
- **Floating NAV Risk.** The Fund does not maintain a stable NAV per share. The value of the Fund's shares will be calculated to four decimal places and will fluctuate with changes in the values of the Fund's portfolio securities. When you sell your shares, they may be worth more or less than what you originally paid for them. This may result in a capital gain or loss.
- **Foreign Risk.** Foreign securities may be subject to risk of loss because of more or less foreign government regulation, less public information and less economic, political and social stability in the countries in which the Fund invests. The imposition of sanctions, confiscations, trade restrictions (including tariffs) and other government restrictions by the United States and other governments, or from problems in share registration, settlement or custody, may also result in losses. In addition, the Fund will be subject to the risk that an issuer of foreign sovereign debt or the government authorities that control the repayment of the debt may be unable or unwilling to repay the principal or interest when due.
- **Interest Rate Risk.** When interest rates increase, the Fund's yield will tend to be lower than prevailing market rates, and the market value of its securities or instruments may also be adversely affected. The risks associated with increasing interest rates are heightened given that interest rates are near historic lows, but may be expected to increase in the future with unpredictable effects on the markets and the Fund's investments. A low interest rate environment poses additional risks to the Fund, because low yields on the Fund's portfolio holdings may have an adverse impact on the Fund's ability to provide a positive yield to its shareholders, pay expenses out of Fund assets, or minimize the volatility of the Fund's NAV per share. Fluctuations in interest rates may also affect the liquidity of fixed income securities and instruments held by the Fund.
- **Large Shareholder Transactions Risk.** The Fund may experience adverse effects when certain large shareholders purchase or redeem large amounts of shares of the Fund. Such large shareholder redemptions may cause the Fund to sell portfolio securities at times when it would not otherwise do so, which may negatively impact the Fund's NAV and liquidity. Similarly, large Fund share purchases may adversely affect the Fund's performance to the extent that the Fund is delayed in investing new cash and is required to maintain a larger cash position than it ordinarily would. These transactions may also accelerate the realization of taxable income to shareholders if such sales of investments resulted in gains, and may also increase transaction costs. In addition, a large redemption could result in the Fund's current expenses being allocated over a smaller asset base, leading to an increase in the Fund's expense ratio.
- **Liquidity Risk.** The Fund may make investments that are illiquid or that may become less liquid in response to market developments or adverse investor perceptions. Illiquid investments may be more difficult to value. The liquidity of portfolio securities can deteriorate rapidly due to credit events affecting issuers or guarantors, such as a credit rating downgrade, or due to general market conditions or a lack of willing buyers. An inability to sell one or more portfolio positions, or selling such positions at an unfavorable time and/or under unfavorable conditions, can increase the volatility of the Fund's NAV per share. Liquidity risk may also refer to the risk that the Fund will not be able to pay redemption proceeds within the allowable time period because of unusual market conditions, an unusually high volume of redemption requests, or other reasons. Liquidity risk may be the result of, among other things, the reduced number and capacity of traditional market participants to make a market in fixed income securities or the lack of an active market. The potential for liquidity risk may be magnified by a rising interest rate environment or other circumstances where investor redemptions from money market and other fixed income mutual funds may be higher than normal, potentially causing increased supply in the market due to selling activity.
- **Market Risk.** The market value of the securities in which the Fund invests may go up or down in response to the prospects of individual companies, particular sectors or governments and/or general economic conditions throughout the world due to increasingly interconnected global economies and financial markets.

- Municipal Securities Risk.** Municipal securities are subject to credit/default risk, interest rate risk and certain additional risks. The Fund may be more sensitive to adverse economic, business or political developments if it invests a substantial portion of its assets in the debt securities of similar projects (such as those relating to education, health care, housing, transportation, and utilities), industrial development bonds, or in particular types of municipal securities (such as general obligation bonds, private activity bonds and moral obligation bonds). Generally, municipalities continue to experience difficulties in the current economic and political environment.
- U.S. Government Securities Risk.** The U.S. government may not provide financial support to U.S. government agencies, instrumentalities or sponsored enterprises if it is not obligated to do so by law. Certain U.S. Government Securities, including securities issued by the Federal National Mortgage Association (“Fannie Mae”), Federal Home Loan Mortgage Corporation (“Freddie Mac”) and Federal Home Loan Banks, are neither issued nor guaranteed by the U.S. Treasury and, therefore, are not backed by the full faith and credit of the United States. The maximum potential liability of the issuers of some U.S. Government Securities held by the Fund may greatly exceed their current resources, including any legal right to support from the U.S. Treasury. It is possible that issuers of U.S. Government Securities will not have the funds to meet their payment obligations in the future.

Performance

The bar chart and table below provide an indication of the risks of investing in the Fund by showing: (a) changes in the performance of the Fund’s Administration Shares from year to year; and (b) the average annual total returns of the Fund’s Administration Shares. The Fund’s past performance is not necessarily an indication of how the Fund will perform in the future. Performance reflects fee waivers and/or expense limitations in effect during the periods shown. Updated performance information is available at no cost at www.gsamfunds.com/performance or by calling 1-800-621-2550.



AVERAGE ANNUAL TOTAL RETURN

For the period ended December 31, 2016	1 Year	5 Years	10 Years	Since Inception
Administration Shares (Inception 11/9/92)	0.19%	0.04%	0.77%	2.57%

Portfolio Management

Goldman Sachs Asset Management, L.P. is the investment adviser for the Fund (the “Investment Adviser” or “GSAM”).

Buying and Selling Fund Shares

For important information about purchase and sale of Fund shares, please see “Buying and Selling Fund Shares” on page 31 of the Prospectus.

Tax Information

The Fund’s distributions are taxable, and will be taxed as ordinary income or capital gains, unless you are investing through a tax-deferred arrangement, such as a 401(k) plan or an individual retirement account. Investments through tax-deferred arrangements may become taxable upon withdrawal from such arrangements.

Payments to Broker-Dealers and Other Financial Intermediaries

For important information about financial intermediary compensation, please see “Payments to Broker-Dealers and Other Financial Intermediaries” on page 31 of the Prospectus.



**Asset
Management**

Financial Square Money Market Fund—Summary

Investment Objective

The Goldman Sachs Financial Square Money Market Fund (the “Fund”) seeks to maximize current income to the extent consistent with the preservation of capital and the maintenance of liquidity by investing exclusively in high quality money market instruments.

Fees and Expenses of the Fund

This table describes the fees and expenses that you may pay if you buy and hold shares of the Fund.

	Money Market Fund
Shareholder Fees (fees paid directly from your investment):	
Maximum Sales Charge (Load) Imposed on Purchases	None
Maximum Deferred Sales Charge (Load)	None
Maximum Sales Charge (Load) Imposed on Reinvested Dividends	None
Redemption Fees	None
Exchange Fees	None
Annual Fund Operating Expenses (expenses that you pay each year as a percentage of the value of your investment):	
Management Fees	0.21%
Other Expenses	0.29%
Administration Fees	0.25%
All Other Expenses	0.04%
Total Annual Fund Operating Expenses	0.50%
Fee Waiver and Expense Limitation ¹	(0.07)%
Total Annual Fund Operating Expenses After Fee Waiver and Expense Limitation	0.43%

¹ The Investment Adviser has agreed to: (i) not impose a portion of the Management Fee equal annually to 0.045% of the Fund’s average daily net assets; and (ii) reduce or limit “Other Expenses” (excluding acquired fund fees and expenses, administration fees, transfer agency fees and expenses, taxes, interest, brokerage fees, expenses of shareholder meetings, litigation and indemnification, and extraordinary expenses) to 0.014% of the Fund’s average daily net assets. These arrangements will remain in effect through at least December 29, 2018, and prior to such date the Investment Adviser may not terminate the arrangements without the approval of the Board of Trustees.

Expense Example

This Example is intended to help you compare the cost of investing in the Fund with the cost of investing in other mutual funds.

The Example assumes that you invest \$10,000 in Administration Shares of the Fund for the time periods indicated and then redeem all of your Administration Shares at the end of those periods. The Example also assumes that your investment has a 5% return each year and that the Fund’s operating expenses remain the same (except that the Example incorporates the fee waiver and expense limitation arrangements for only the first year). Although your actual costs may be higher or lower, based on these assumptions your costs would be:

	1 Year	3 Years	5 Years	10 Years
Administration Shares	\$44	\$153	\$273	\$621

Principal Strategy

The Fund pursues its investment objective by investing in securities issued or guaranteed by the United States or certain U.S. government agencies or instrumentalities (“U.S. Government Securities”), obligations of banks (which may exceed 25% of its total assets), commercial paper and other short-term obligations of U.S. companies, states, municipalities and other entities, and repurchase agreements. The Fund may also invest in U.S. dollar-denominated obligations of foreign banks, foreign companies and foreign governments. The Fund may not invest more than 25% of its total assets in the securities of any one foreign government.

The Fund intends to be an “institutional money market fund” under Rule 2a-7 under the Investment Company Act of 1940, as amended (the “Investment Company Act”). Although the Fund is a money market fund, the net asset value (“NAV”) of the Fund’s shares will fluctuate with changes in the values of its portfolio securities.

Under Rule 2a-7, the Fund may invest only in U.S. dollar-denominated securities that meet certain risk-limiting conditions relating to portfolio quality, maturity, diversification and liquidity.

Principal Risks of the Fund

You could lose money by investing in the Fund. Because the share price of the Fund will fluctuate, when you sell your shares they may be worth more or less than what you originally paid for them. The Fund may impose a fee upon the sale of your shares or may temporarily suspend your ability to sell shares if the Fund's liquidity falls below required minimums because of market conditions or other factors. An investment in the Fund is not a bank deposit and is not insured or guaranteed by the Federal Deposit Insurance Corporation or any other government agency. The Fund's sponsor has no legal obligation to provide financial support to the Fund, and you should not expect that the sponsor will provide financial support to the Fund at any time. The Fund should not be relied upon as a complete investment program. There can be no assurance that the Fund will achieve its investment objective.

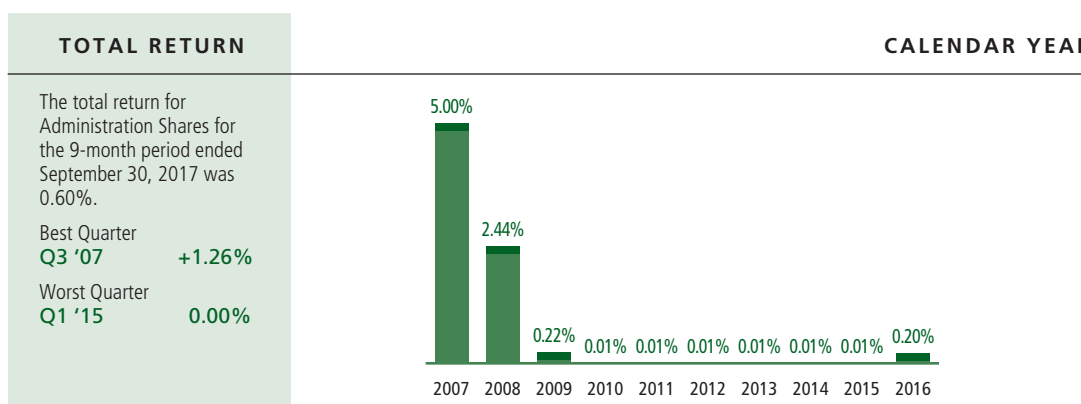
- **Banking Industry Risk.** An adverse development in the banking industry (domestic or foreign) may affect the value of the Fund's investments more than if the Fund were not invested to such a degree in the banking industry. Banks may be particularly susceptible to certain economic factors such as interest rate changes, adverse developments in the real estate market, fiscal, regulatory and monetary policy and general economic cycles.
- **Credit/Default Risk.** An issuer or guarantor of a security held by the Fund, or a bank or other financial institution that has entered into a repurchase agreement with the Fund, may default on its obligation to pay interest and repay principal or default on any other obligation. Additionally, the credit quality of securities may deteriorate rapidly, which may impair the Fund's liquidity and cause significant deterioration in NAV.
- **Floating NAV Risk.** The Fund does not maintain a stable NAV per share. The value of the Fund's shares will be calculated to four decimal places and will fluctuate with changes in the values of the Fund's portfolio securities. When you sell your shares, they may be worth more or less than what you originally paid for them. This may result in a capital gain or loss.
- **Foreign Risk.** Foreign securities may be subject to risk of loss because of more or less foreign government regulation, less public information and less economic, political and social stability in the countries in which the Fund invests. The imposition of sanctions, confiscations, trade restrictions (including tariffs) and other government restrictions by the United States and other governments, or from problems in share registration, settlement or custody, may also result in losses. In addition, the Fund will be subject to the risk that an issuer of foreign sovereign debt or the government authorities that control the repayment of the debt may be unable or unwilling to repay the principal or interest when due.
- **Interest Rate Risk.** When interest rates increase, the Fund's yield will tend to be lower than prevailing market rates, and the market value of its securities or instruments may also be adversely affected. The risks associated with increasing interest rates are heightened given that interest rates are near historic lows, but may be expected to increase in the future with unpredictable effects on the markets and the Fund's investments. A low interest rate environment poses additional risks to the Fund, because low yields on the Fund's portfolio holdings may have an adverse impact on the Fund's ability to provide a positive yield to its shareholders, pay expenses out of Fund assets, or minimize the volatility of the Fund's NAV per share. Fluctuations in interest rates may also affect the liquidity of fixed income securities and instruments held by the Fund.
- **Large Shareholder Transactions Risk.** The Fund may experience adverse effects when certain large shareholders purchase or redeem large amounts of shares of the Fund. Such large shareholder redemptions may cause the Fund to sell portfolio securities at times when it would not otherwise do so, which may negatively impact the Fund's NAV and liquidity. Similarly, large Fund share purchases may adversely affect the Fund's performance to the extent that the Fund is delayed in investing new cash and is required to maintain a larger cash position than it ordinarily would. These transactions may also accelerate the realization of taxable income to shareholders if such sales of investments resulted in gains, and may also increase transaction costs. In addition, a large redemption could result in the Fund's current expenses being allocated over a smaller asset base, leading to an increase in the Fund's expense ratio.
- **Liquidity Risk.** The Fund may make investments that are illiquid or that may become less liquid in response to market developments or adverse investor perceptions. Illiquid investments may be more difficult to value. The liquidity of portfolio securities can deteriorate rapidly due to credit events affecting issuers or guarantors, such as a credit rating downgrade, or due to general market conditions or a lack of willing buyers. An inability to sell one or more portfolio positions, or selling such positions at an unfavorable time and/or under unfavorable conditions, can increase the volatility of the Fund's NAV per share. Liquidity risk may also refer to the risk that the Fund will not be able to pay redemption proceeds within the allowable time period because of unusual market conditions, an unusually high volume of redemption requests, or other reasons. Liquidity risk may be the result of, among other things, the reduced number and capacity of traditional market participants to make a market in fixed income securities or the lack of an active market. The potential for liquidity risk may be magnified by a rising interest rate environment or other circumstances where investor redemptions from money market and other fixed income mutual funds may be higher than normal, potentially causing increased supply in the market due to selling activity.
- **Market Risk.** The market value of the securities in which the Fund invests may go up or down in response to the prospects of individual companies, particular sectors or governments and/or general economic conditions throughout the world due to increasingly interconnected global economies and financial markets.

■ **Municipal Securities Risk.** Municipal securities are subject to credit/default risk, interest rate risk and certain additional risks. The Fund may be more sensitive to adverse economic, business or political developments if it invests a substantial portion of its assets in the debt securities of similar projects (such as those relating to education, health care, housing, transportation, and utilities), industrial development bonds, or in particular types of municipal securities (such as general obligation bonds, private activity bonds and moral obligation bonds). Generally, municipalities continue to experience difficulties in the current economic and political environment.

■ **U.S. Government Securities Risk.** The U.S. government may not provide financial support to U.S. government agencies, instrumentalities or sponsored enterprises if it is not obligated to do so by law. Certain U.S. Government Securities, including securities issued by the Federal National Mortgage Association (“Fannie Mae”), Federal Home Loan Mortgage Corporation (“Freddie Mac”) and Federal Home Loan Banks, are neither issued nor guaranteed by the U.S. Treasury and, therefore, are not backed by the full faith and credit of the United States. The maximum potential liability of the issuers of some U.S. Government Securities held by the Fund may greatly exceed their current resources, including any legal right to support from the U.S. Treasury. It is possible that issuers of U.S. Government Securities will not have the funds to meet their payment obligations in the future.

Performance

The bar chart and table below provide an indication of the risks of investing in the Fund by showing: (a) changes in the performance of the Fund’s Administration Shares from year to year; and (b) the average annual total returns of the Fund’s Administration Shares. The Fund’s past performance is not necessarily an indication of how the Fund will perform in the future. Performance reflects fee waivers and/or expense limitations in effect during the periods shown. Updated performance information is available at no cost at www.gsamfunds.com/performance or by calling 1-800-621-2550.



AVERAGE ANNUAL TOTAL RETURN

For the period ended December 31, 2016	1 Year	5 Years	10 Years	Since Inception
Administration Shares (Inception 5/20/94)	0.20%	0.04%	0.78%	2.55%

Portfolio Management

Goldman Sachs Asset Management, L.P. is the investment adviser for the Fund (the “Investment Adviser” or “GSAM”).

Buying and Selling Fund Shares

For important information about purchase and sale of Fund shares, please see “Buying and Selling Fund Shares” on page 31 of the Prospectus.

Tax Information

The Fund’s distributions are taxable, and will be taxed as ordinary income or capital gains, unless you are investing through a tax-deferred arrangement, such as a 401(k) plan or an individual retirement account. Investments through tax-deferred arrangements may become taxable upon withdrawal from such arrangements.

Payments to Broker-Dealers and Other Financial Intermediaries

For important information about financial intermediary compensation, please see “Payments to Broker-Dealers and Other Financial Intermediaries” on page 31 of the Prospectus.



**Asset
Management**

Financial Square Tax-Exempt Money Market Fund—Summary

Investment Objective

The Goldman Sachs Financial Square Tax-Exempt Money Market Fund (the “Fund”) seeks to maximize current income to the extent consistent with the preservation of capital and the maintenance of liquidity by investing exclusively in high quality money market instruments.

Fees and Expenses of the Fund

This table describes the fees and expenses that you may pay if you buy and hold shares of the Fund.

	Tax-Exempt Money Market Fund
Shareholder Fees (fees paid directly from your investment):	
Maximum Sales Charge (Load) Imposed on Purchases	None
Maximum Deferred Sales Charge (Load)	None
Maximum Sales Charge (Load) Imposed on Reinvested Dividends	None
Redemption Fees	None
Exchange Fees	None
Annual Fund Operating Expenses (expenses that you pay each year as a percentage of the value of your investment):	
Management Fees	0.21%
Other Expenses	6.62%
Administration Fees	0.25%
All Other Expenses ¹	6.37%
Total Annual Fund Operating Expenses	6.83%
Fee Waiver and Expense Limitation ²	(6.40)%
Total Annual Fund Operating Expenses After Fee Waiver and Expense Limitation	0.43%

¹ The Fund’s “Other Expenses” have been restated to reflect expenses expected to be incurred during the current fiscal year.

² The Investment Adviser has agreed to: (i) not impose a portion of the Management Fee equal annually to 0.045% of the Fund’s average daily net assets; and (ii) reduce or limit “Other Expenses” (excluding acquired fund fees and expenses, administration fees, transfer agency fees and expenses, taxes, interest, brokerage fees, expenses of shareholder meetings, litigation and indemnification, and extraordinary expenses) to 0.014% of the Fund’s average daily net assets. These arrangements will remain in effect through at least December 29, 2018, and prior to such date the Investment Adviser may not terminate the arrangements without the approval of the Board of Trustees.

Expense Example

This Example is intended to help you compare the cost of investing in the Fund with the cost of investing in other mutual funds.

The Example assumes that you invest \$10,000 in Administration Shares of the Fund for the time periods indicated and then redeem all of your Administration Shares at the end of those periods. The Example also assumes that your investment has a 5% return each year and that the Fund’s operating expenses remain the same (except that the Example incorporates the fee waiver and expense limitation arrangements for only the first year). Although your actual costs may be higher or lower, based on these assumptions your costs would be:

	1 Year	3 Years	5 Years	10 Years
Administration Shares	\$44	\$1,446	\$2,798	\$5,966

Principal Strategy

The Fund pursues its investment objective by investing at least 80% of its net assets plus any borrowings for investment purposes (measured at the time of investment) (“Net Assets”) in securities issued by or on behalf of states, territories and possessions of the United States and their political subdivisions, agencies, authorities and instrumentalities, and the District of Columbia, the interest from which, if any, is in the opinion of bond counsel excluded from gross income for federal income tax purposes, and generally not an item of tax preference under the federal alternative minimum tax (“AMT”). The Investment Adviser ordinarily expects 100% of the

Fund's assets will be invested in municipal obligations, but the Fund may invest in short-term taxable instruments for temporary investment purposes.

The Fund intends to be an "institutional money market fund" under Rule 2a-7 under the Investment Company Act of 1940, as amended (the "Investment Company Act"). Although the Fund is a money market fund, the net asset value ("NAV") of the Fund's shares will fluctuate with changes in the values of its portfolio securities.

Under Rule 2a-7, the Fund may invest only in U.S. dollar-denominated securities that meet certain risk-limiting conditions relating to portfolio quality, maturity, diversification and liquidity.

Principal Risks of the Fund

You could lose money by investing in the Fund. Because the share price of the Fund will fluctuate, when you sell your shares they may be worth more or less than what you originally paid for them. The Fund may impose a fee upon the sale of your shares or may temporarily suspend your ability to sell shares if the Fund's liquidity falls below required minimums because of market conditions or other factors. An investment in the Fund is not a bank deposit and is not insured or guaranteed by the Federal Deposit Insurance Corporation or any other government agency. The Fund's sponsor has no legal obligation to provide financial support to the Fund, and you should not expect that the sponsor will provide financial support to the Fund at any time. The Fund should not be relied upon as a complete investment program. There can be no assurance that the Fund will achieve its investment objective.

- **Credit/Default Risk.** An issuer or guarantor of a security held by the Fund, or a bank or other financial institution that has entered into a repurchase agreement with the Fund, may default on its obligation to pay interest and repay principal or default on any other obligation. This also includes the risk of default on foreign letters of credit, guarantees or insurance policies that back municipal securities. Additionally, the credit quality of securities may deteriorate rapidly, which may impair the Fund's liquidity and cause significant deterioration in NAV.
- **Floating NAV Risk.** The Fund does not maintain a stable NAV per share. The value of the Fund's shares will be calculated to four decimal places and will fluctuate with changes in the values of the Fund's portfolio securities. When you sell your shares, they may be worth more or less than what you originally paid for them. This may result in a capital gain or loss.
- **Geographic and Sector Risk.** If the Fund invests a significant portion of its total assets in certain issuers within the same state, geographic region or economic sector, an adverse economic, business, political, environmental or other development affecting that state, region or sector may affect the value of the Fund's investments more than if its investments were not so focused.
- **Interest Rate Risk.** When interest rates increase, the Fund's yield will tend to be lower than prevailing market rates, and the market value of its securities or instruments may also be adversely affected. The risks associated with increasing interest rates are heightened given that interest rates are near historic lows, but may be expected to increase in the future with unpredictable effects on the markets and the Fund's investments. A low interest rate environment poses additional risks to the Fund, because low yields on the Fund's portfolio holdings may have an adverse impact on the Fund's ability to provide a positive yield to its shareholders, pay expenses out of Fund assets, or minimize the volatility of the Fund's NAV per share. Fluctuations in interest rates may also affect the liquidity of fixed income securities and instruments held by the Fund.
- **Large Shareholder Transactions Risk.** The Fund may experience adverse effects when certain large shareholders purchase or redeem large amounts of shares of the Fund. Such large shareholder redemptions may cause the Fund to sell portfolio securities at times when it would not otherwise do so, which may negatively impact the Fund's NAV and liquidity. Similarly, large Fund share purchases may adversely affect the Fund's performance to the extent that the Fund is delayed in investing new cash and is required to maintain a larger cash position than it ordinarily would. These transactions may also accelerate the realization of taxable income to shareholders if such sales of investments resulted in gains, and may also increase transaction costs. In addition, a large redemption could result in the Fund's current expenses being allocated over a smaller asset base, leading to an increase in the Fund's expense ratio.
- **Liquidity Risk.** The Fund may make investments that are illiquid or that may become less liquid in response to market developments or adverse investor perceptions. Illiquid investments may be more difficult to value. The liquidity of portfolio securities can deteriorate rapidly due to credit events affecting issuers or guarantors, such as a credit rating downgrade, or due to general market conditions or a lack of willing buyers. An inability to sell one or more portfolio positions, or selling such positions at an unfavorable time and/or under unfavorable conditions, can increase the volatility of the Fund's NAV per share. Liquidity risk may also refer to the risk that the Fund will not be able to pay redemption proceeds within the allowable time period because of unusual market conditions, an unusually high volume of redemption requests, or other reasons. Liquidity risk may be the result of, among other things, the reduced number and capacity of traditional market participants to make a market in fixed income securities or the lack of an active market. The potential for liquidity risk may be magnified by a rising interest rate environment or other circumstances where investor redemptions from money market and other fixed income mutual funds may be higher than normal, potentially causing increased supply in the market due to selling activity.
- **Market Risk.** The market value of the securities in which the Fund invests may go up or down in response to the prospects of individual companies, particular sectors or governments and/or general economic conditions throughout the world due to increasingly interconnected global economies and financial markets.

- **Municipal Securities Risk.** Municipal securities are subject to credit/default risk, interest rate risk and certain additional risks. The Fund may be more sensitive to adverse economic, business or political developments if it invests a substantial portion of its assets in the debt securities of similar projects (such as those relating to education, health care, housing, transportation, and utilities), industrial development bonds, or in particular types of municipal securities (such as general obligation bonds, private activity bonds and moral obligation bonds). Generally, municipalities continue to experience difficulties in the current economic and political environment.
- **Tax Risk.** Future legislative or administrative changes or court decisions may materially affect the value of the Fund's portfolio holdings and/or the ability of the Fund to pay federal tax-exempt dividends. The Fund would not be a suitable investment within IRAs, other tax-exempt or tax-deferred accounts, or for investors who are not sensitive to the federal tax consequences of their investments.

Performance

As the Fund had not operated for a full calendar year as of the date of the Prospectus, there is no performance information quoted for the Fund. Updated performance information is available at no cost at www.gsamfunds.com/performance or by calling 1-800-621-2550.

Portfolio Management

Goldman Sachs Asset Management, L.P. is the investment adviser for the Fund (the "Investment Adviser" or "GSAM").

Buying and Selling Fund Shares

For important information about purchase and sale of Fund shares, please see "Buying and Selling Fund Shares" on page 31 of the Prospectus.

Tax Information

The Fund's distributions that are designated as "exempt interest dividends" are generally not subject to federal income tax. To the extent that Fund distributions are attributable to interest on certain federal obligations or interest on obligations of your state of residence or its municipalities or authorities, they will in most cases be exempt from state and local income taxes. The Fund intends to avoid investments which pay interest that is a preference item in determining AMT liability.

Payments to Broker-Dealers and Other Financial Intermediaries

For important information about financial intermediary compensation, please see "Payments to Broker-Dealers and Other Financial Intermediaries" on page 31 of the Prospectus.



**Asset
Management**

Financial Square Treasury Obligations Fund—Summary

Investment Objective

The Goldman Sachs Financial Square Treasury Obligations Fund (the “Fund”) seeks to maximize current income to the extent consistent with the preservation of capital and the maintenance of liquidity by investing exclusively in high quality money market instruments.

Fees and Expenses of the Fund

This table describes the fees and expenses that you may pay if you buy and hold shares of the Fund.

	Treasury Obligations Fund
Shareholder Fees	
<i>(fees paid directly from your investment):</i>	
Maximum Sales Charge (Load) Imposed on Purchases	None
Maximum Deferred Sales Charge (Load)	None
Maximum Sales Charge (Load) Imposed on Reinvested Dividends	None
Redemption Fees	None
Exchange Fees	None
Annual Fund Operating Expenses	
<i>(expenses that you pay each year as a percentage of the value of your investment):</i>	
Management Fees	0.21%
Other Expenses	0.27%
Administration Fees	0.25%
All Other Expenses	0.02%
Total Annual Fund Operating Expenses	0.48%
Fee Waiver ¹	(0.03)%
Total Annual Fund Operating Expenses After Fee Waiver	0.45%

¹ The Investment Adviser has agreed to not impose a portion of the Management Fee equal annually to 0.025% of the Fund’s average daily net assets through at least December 29, 2018, and prior to such date the Investment Adviser may not terminate the arrangement without the approval of the Board of Trustees.

Expense Example

This Example is intended to help you compare the cost of investing in the Fund with the cost of investing in other mutual funds.

The Example assumes that you invest \$10,000 in Administration Shares of the Fund for the time periods indicated and then redeem all of your Administration Shares at the end of those periods. The Example also assumes that your investment has a 5% return each year and that the Fund’s operating expenses remain the same (except that the Example incorporates the fee waiver arrangement for only the first year). Although your actual costs may be higher or lower, based on these assumptions your costs would be:

	1 Year	3 Years	5 Years	10 Years
Administration Shares	\$46	\$151	\$266	\$601

Principal Strategy

The Fund pursues its investment objective by investing only in U.S. Treasury Obligations, which include securities issued or guaranteed by the U.S. Treasury where the payment of principal and interest is backed by the full faith and credit of the U.S. government (“U.S. Treasury Obligations”), and repurchase agreements collateralized by U.S. Treasury Obligations.

The Fund intends to be a “government money market fund,” as such term is defined in or interpreted under Rule 2a-7 under the Investment Company Act of 1940, as amended (“Investment Company Act”). “Government money market funds” are money market funds that invest at least 99.5% of their total assets in cash, securities issued or guaranteed by the United States or certain U.S. government agencies or instrumentalities (“U.S. Government Securities”), and/or repurchase agreements that are collateralized

fully by cash or U.S. Government Securities. “Government money market funds” are exempt from requirements that permit money market funds to impose a “liquidity fee” and/or “redemption gate” that temporarily restricts redemptions. As a “government money market fund,” the Fund values its securities using the amortized cost method. The Fund seeks to maintain a stable net asset value (“NAV”) of \$1.00 per share.

Under Rule 2a-7, the Fund may invest only in U.S. dollar-denominated securities that meet certain risk-limiting conditions relating to portfolio quality, maturity and liquidity.

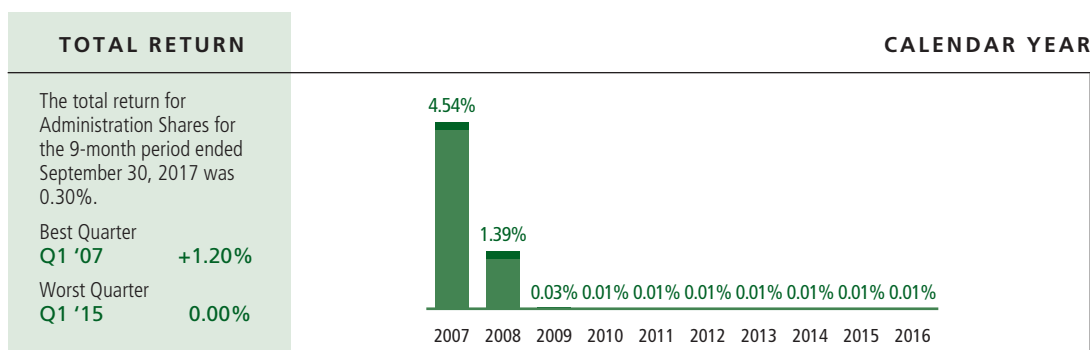
Principal Risks of the Fund

You could lose money by investing in the Fund. Although the Fund seeks to preserve the value of your investment at \$1.00 per share, it cannot guarantee it will do so. An investment in the Fund is not a bank deposit and is not insured or guaranteed by the Federal Deposit Insurance Corporation or any other government agency. The Fund’s sponsor has no legal obligation to provide financial support to the Fund, and you should not expect that the sponsor will provide financial support to the Fund at any time. The Fund should not be relied upon as a complete investment program. There can be no assurance that the Fund will achieve its investment objective.

- **Credit/Default Risk.** An issuer or guarantor of a security held by the Fund, or a bank or other financial institution that has entered into a repurchase agreement with the Fund, may default on its obligation to pay interest and repay principal or default on any other obligation. Additionally, the credit quality of securities may deteriorate rapidly, which may impair the Fund’s liquidity and cause significant deterioration in NAV.
- **Interest Rate Risk.** When interest rates increase, the Fund’s yield will tend to be lower than prevailing market rates, and the market value of its securities or instruments may also be adversely affected. The risks associated with increasing interest rates are heightened given that interest rates are near historic lows, but may be expected to increase in the future with unpredictable effects on the markets and the Fund’s investments. A low interest rate environment poses additional risks to the Fund, because low yields on the Fund’s portfolio holdings may have an adverse impact on the Fund’s ability to provide a positive yield to its shareholders, pay expenses out of Fund assets, or, at times, maintain a stable \$1.00 share price. Fluctuations in interest rates may also affect the liquidity of fixed income securities and instruments held by the Fund.
- **Large Shareholder Transactions Risk.** The Fund may experience adverse effects when certain large shareholders purchase or redeem large amounts of shares of the Fund. Such large shareholder redemptions may cause the Fund to sell portfolio securities at times when it would not otherwise do so, which may negatively impact the Fund’s NAV and liquidity. Similarly, large Fund share purchases may adversely affect the Fund’s performance to the extent that the Fund is delayed in investing new cash and is required to maintain a larger cash position than it ordinarily would. These transactions may also accelerate the realization of taxable income to shareholders if such sales of investments resulted in gains, and may also increase transaction costs. In addition, a large redemption could result in the Fund’s current expenses being allocated over a smaller asset base, leading to an increase in the Fund’s expense ratio.
- **Liquidity Risk.** The Fund may make investments that are illiquid or that may become less liquid in response to market developments or adverse investor perceptions. Illiquid investments may be more difficult to value. The liquidity of portfolio securities can deteriorate rapidly due to credit events affecting issuers or guarantors, such as a credit rating downgrade, or due to general market conditions or a lack of willing buyers. An inability to sell one or more portfolio positions, or selling such positions at an unfavorable time and/or under unfavorable conditions, can adversely affect the Fund’s ability to maintain a stable \$1.00 share price. Liquidity risk may also refer to the risk that the Fund will not be able to pay redemption proceeds within the allowable time period because of unusual market conditions, an unusually high volume of redemption requests, or other reasons. Liquidity risk may be the result of, among other things, the reduced number and capacity of traditional market participants to make a market in fixed income securities or the lack of an active market. The potential for liquidity risk may be magnified by a rising interest rate environment or other circumstances where investor redemptions from money market and other fixed income mutual funds may be higher than normal, potentially causing increased supply in the market due to selling activity.
- **Market Risk.** The market value of the securities in which the Fund invests may go up or down in response to the prospects of governments and/or general economic conditions throughout the world due to increasingly interconnected global economies and financial markets.
- **Stable NAV Risk.** The Fund may not be able to maintain a stable \$1.00 share price at all times. If any money market fund that intends to maintain a stable NAV fails to do so (or if there is a perceived threat of such a failure), other such money market funds, including the Fund, could be subject to increased redemption activity, which could adversely affect the Fund’s NAV. Shareholders of the Fund should not rely on or expect the Investment Adviser or an affiliate to purchase distressed assets from the Fund, make capital infusions into the Fund, enter into capital support agreements with the Fund or take other actions to help the Fund maintain a stable \$1.00 share price.

Performance

The bar chart and table below provide an indication of the risks of investing in the Fund by showing: (a) changes in the performance of the Fund's Administration Shares from year to year; and (b) the average annual total returns of the Fund's Administration Shares. The Fund's past performance is not necessarily an indication of how the Fund will perform in the future. Performance reflects fee waivers and/or expense limitations in effect during the periods shown. Updated performance information is available at no cost at www.gsamfunds.com/performance or by calling 1-800-621-2550.



AVERAGE ANNUAL TOTAL RETURN

For the period ended December 31, 2016	1 Year	5 Years	10 Years	Since Inception
Administration Shares (Inception 1/21/93)	0.01%	0.01%	0.59%	2.41%

Portfolio Management

Goldman Sachs Asset Management, L.P. is the investment adviser for the Fund (the "Investment Adviser" or "GSAM").

Buying and Selling Fund Shares

For important information about purchase and sale of Fund shares, please see "Buying and Selling Fund Shares" on page 31 of the Prospectus.

Tax Information

The Fund's distributions are taxable, and will be taxed as ordinary income or capital gains, unless you are investing through a tax-deferred arrangement, such as a 401(k) plan or an individual retirement account. Investments through tax-deferred arrangements may become taxable upon withdrawal from such arrangements.

Payments to Broker-Dealers and Other Financial Intermediaries

For important information about financial intermediary compensation, please see "Payments to Broker-Dealers and Other Financial Intermediaries" on page 31 of the Prospectus.



**Asset
Management**

Financial Square Treasury Instruments Fund—Summary

Investment Objective

The Goldman Sachs Financial Square Treasury Instruments Fund (the “Fund”) seeks to maximize current income to the extent consistent with the preservation of capital and the maintenance of liquidity by investing exclusively in high quality money market instruments.

Fees and Expenses of the Fund

This table describes the fees and expenses that you may pay if you buy and hold shares of the Fund.

	Treasury Instruments Fund
Shareholder Fees	
<i>(fees paid directly from your investment):</i>	
Maximum Sales Charge (Load) Imposed on Purchases	None
Maximum Deferred Sales Charge (Load)	None
Maximum Sales Charge (Load) Imposed on Reinvested Dividends	None
Redemption Fees	None
Exchange Fees	None
Annual Fund Operating Expenses	
<i>(expenses that you pay each year as a percentage of the value of your investment):</i>	
Management Fees	0.21%
Other Expenses	0.27%
Administration Fees	0.25%
All Other Expenses	0.02%
Total Annual Fund Operating Expenses	0.48%
Fee Waiver ¹	(0.03)%
Total Annual Fund Operating Expenses After Fee Waiver	0.45%

¹ The Investment Adviser has agreed to not impose a portion of the Management Fee equal annually to 0.025% of the Fund’s average daily net assets through at least December 29, 2018, and prior to such date the Investment Adviser may not terminate the arrangement without the approval of the Board of Trustees.

Expense Example

This Example is intended to help you compare the cost of investing in the Fund with the cost of investing in other mutual funds.

The Example assumes that you invest \$10,000 in Administration Shares of the Fund for the time periods indicated and then redeem all of your Administration Shares at the end of those periods. The Example also assumes that your investment has a 5% return each year and that the Fund’s operating expenses remain the same (except that the Example incorporates the fee waiver arrangement for only the first year). Although your actual costs may be higher or lower, based on these assumptions your costs would be:

	1 Year	3 Years	5 Years	10 Years
Administration Shares	\$46	\$151	\$266	\$601

Principal Strategy

The Fund pursues its investment objective by investing only in U.S. Treasury Obligations, which include securities issued or guaranteed by the U.S. Treasury where the payment of principal and interest is backed by the full faith and credit of the U.S. government (“U.S. Treasury Obligations”), the interest from which is generally exempt from state income taxation.

The Fund intends to be a “government money market fund,” as such term is defined in or interpreted under Rule 2a-7 under the Investment Company Act of 1940, as amended (“Investment Company Act”). “Government money market funds” are money market funds that invest at least 99.5% of their total assets in cash, securities issued or guaranteed by the United States or certain U.S. government agencies or instrumentalities (“U.S. Government Securities”), and/or repurchase agreements that are collateralized fully by cash or U.S. Government Securities. “Government money market funds” are exempt from requirements that permit money market funds to impose a “liquidity fee” and/or “redemption gate” that temporarily restricts redemptions. As a “government money

market fund,” the Fund values its securities using the amortized cost method. The Fund seeks to maintain a stable net asset value (“NAV”) of \$1.00 per share.

Under Rule 2a-7, the Fund may invest only in U.S. dollar-denominated securities that meet certain risk-limiting conditions relating to portfolio quality, maturity and liquidity.

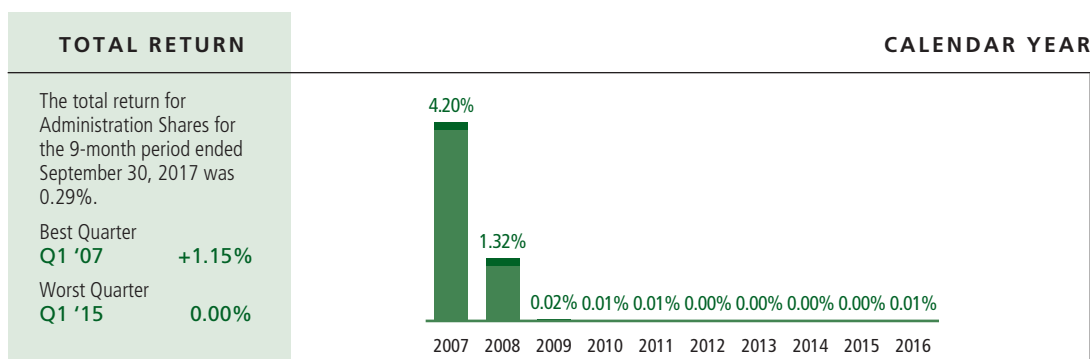
Principal Risks of the Fund

You could lose money by investing in the Fund. Although the Fund seeks to preserve the value of your investment at \$1.00 per share, it cannot guarantee it will do so. An investment in the Fund is not a bank deposit and is not insured or guaranteed by the Federal Deposit Insurance Corporation or any other government agency. The Fund’s sponsor has no legal obligation to provide financial support to the Fund, and you should not expect that the sponsor will provide financial support to the Fund at any time. The Fund should not be relied upon as a complete investment program. There can be no assurance that the Fund will achieve its investment objective.

- **Credit/Default Risk.** An issuer or guarantor of a security held by the Fund may default on its obligation to pay interest and repay principal or default on any other obligation. Additionally, the credit quality of securities may deteriorate rapidly, which may impair the Fund’s liquidity and cause significant deterioration in NAV.
- **Interest Rate Risk.** When interest rates increase, the Fund’s yield will tend to be lower than prevailing market rates, and the market value of its securities or instruments may also be adversely affected. The risks associated with increasing interest rates are heightened given that interest rates are near historic lows, but may be expected to increase in the future with unpredictable effects on the markets and the Fund’s investments. A low interest rate environment poses additional risks to the Fund, because low yields on the Fund’s portfolio holdings may have an adverse impact on the Fund’s ability to provide a positive yield to its shareholders, pay expenses out of Fund assets, or, at times, maintain a stable \$1.00 share price. Fluctuations in interest rates may also affect the liquidity of fixed income securities and instruments held by the Fund.
- **Large Shareholder Transactions Risk.** The Fund may experience adverse effects when certain large shareholders purchase or redeem large amounts of shares of the Fund. Such large shareholder redemptions may cause the Fund to sell portfolio securities at times when it would not otherwise do so, which may negatively impact the Fund’s NAV and liquidity. Similarly, large Fund share purchases may adversely affect the Fund’s performance to the extent that the Fund is delayed in investing new cash and is required to maintain a larger cash position than it ordinarily would. These transactions may also accelerate the realization of taxable income to shareholders if such sales of investments resulted in gains, and may also increase transaction costs. In addition, a large redemption could result in the Fund’s current expenses being allocated over a smaller asset base, leading to an increase in the Fund’s expense ratio.
- **Liquidity Risk.** The Fund may make investments that are illiquid or that may become less liquid in response to market developments or adverse investor perceptions. Illiquid investments may be more difficult to value. The liquidity of portfolio securities can deteriorate rapidly due to credit events affecting issuers or guarantors, such as a credit rating downgrade, or due to general market conditions or a lack of willing buyers. An inability to sell one or more portfolio positions, or selling such positions at an unfavorable time and/or under unfavorable conditions, can adversely affect the Fund’s ability to maintain a stable \$1.00 share price. Liquidity risk may also refer to the risk that the Fund will not be able to pay redemption proceeds within the allowable time period because of unusual market conditions, an unusually high volume of redemption requests, or other reasons. Liquidity risk may be the result of, among other things, the reduced number and capacity of traditional market participants to make a market in fixed income securities or the lack of an active market. The potential for liquidity risk may be magnified by a rising interest rate environment or other circumstances where investor redemptions from money market and other fixed income mutual funds may be higher than normal, potentially causing increased supply in the market due to selling activity.
- **Market Risk.** The market value of the securities in which the Fund invests may go up or down in response to the prospects of governments and/or general economic conditions throughout the world due to increasingly interconnected global economies and financial markets.
- **Stable NAV Risk.** The Fund may not be able to maintain a stable \$1.00 share price at all times. If any money market fund that intends to maintain a stable NAV fails to do so (or if there is a perceived threat of such a failure), other such money market funds, including the Fund, could be subject to increased redemption activity, which could adversely affect the Fund’s NAV. Shareholders of the Fund should not rely on or expect the Investment Adviser or an affiliate to purchase distressed assets from the Fund, make capital infusions into the Fund, enter into capital support agreements with the Fund or take other actions to help the Fund maintain a stable \$1.00 share price.

Performance

The bar chart and table below provide an indication of the risks of investing in the Fund by showing: (a) changes in the performance of the Fund's Administration Shares from year to year; and (b) the average annual total returns of the Fund's Administration Shares. The Fund's past performance is not necessarily an indication of how the Fund will perform in the future. Performance reflects fee waivers and/or expense limitations in effect during the periods shown. Updated performance information is available at no cost at www.gsamfunds.com/performance or by calling 1-800-621-2550.



AVERAGE ANNUAL TOTAL RETURN

For the period ended December 31, 2016	1 Year	5 Years	10 Years	Since Inception
Administration Shares (Inception 4/1/97)	0.01%	0.00%	0.55%	1.87%

Portfolio Management

Goldman Sachs Asset Management, L.P. is the investment adviser for the Fund (the "Investment Adviser" or "GSAM").

Buying and Selling Fund Shares

For important information about purchase and sale of Fund shares, please see "Buying and Selling Fund Shares" on page 31 of the Prospectus.

Tax Information

The Fund's distributions are taxable, and will be taxed as ordinary income or capital gains, unless you are investing through a tax-deferred arrangement, such as a 401(k) plan or an individual retirement account. Investments through tax-deferred arrangements may become taxable upon withdrawal from such arrangements.

Payments to Broker-Dealers and Other Financial Intermediaries

For important information about financial intermediary compensation, please see "Payments to Broker-Dealers and Other Financial Intermediaries" on page 31 of the Prospectus.



Asset Management

Financial Square Treasury Solutions Fund—Summary

Investment Objective

The Goldman Sachs Financial Square Treasury Solutions Fund (the “Fund”) seeks to maximize current income to the extent consistent with the preservation of capital and the maintenance of liquidity by investing exclusively in high quality money market instruments.

Fees and Expenses of the Fund

This table describes the fees and expenses that you may pay if you buy and hold shares of the Fund.

	Treasury Solutions Fund
Shareholder Fees	
<i>(fees paid directly from your investment):</i>	
Maximum Sales Charge (Load) Imposed on Purchases	None
Maximum Deferred Sales Charge (Load)	None
Maximum Sales Charge (Load) Imposed on Reinvested Dividends	None
Redemption Fees	None
Exchange Fees	None
Annual Fund Operating Expenses	
<i>(expenses that you pay each year as a percentage of the value of your investment):</i>	
Management Fees	0.21%
Other Expenses	0.27%
Administration Fees	0.25%
All Other Expenses	0.02%
Total Annual Fund Operating Expenses	0.48%
Fee Waiver ¹	(0.03)%
Total Annual Fund Operating Expenses After Fee Waiver	0.45%

¹ The Investment Adviser has agreed to not impose a portion of the Management Fee equal annually to 0.025% of the Fund’s average daily net assets through at least December 29, 2018, and prior to such date the Investment Adviser may not terminate the arrangement without the approval of the Board of Trustees.

Expense Example

This Example is intended to help you compare the cost of investing in the Fund with the cost of investing in other mutual funds.

The Example assumes that you invest \$10,000 in Administration Shares of the Fund for the time periods indicated and then redeem all of your Administration Shares at the end of those periods. The Example also assumes that your investment has a 5% return each year and that the Fund’s operating expenses remain the same (except that the Example incorporates the fee waiver arrangement for only the first year). Although your actual costs may be higher or lower, based on these assumptions your costs would be:

	1 Year	3 Years	5 Years	10 Years
Administration Shares	\$46	\$151	\$266	\$601

Principal Strategy

The Fund pursues its investment objective by investing only in U.S. Treasury Obligations, which include securities issued or guaranteed by the U.S. Treasury where the payment of principal and interest is backed by the full faith and credit of the U.S. government (“U.S. Treasury Obligations”), and repurchase agreements with the Federal Reserve Bank of New York collateralized by U.S. Treasury Obligations.

The Fund intends to be a “government money market fund,” as such term is defined in or interpreted under Rule 2a-7 under the Investment Company Act of 1940, as amended (“Investment Company Act”). “Government money market funds” are money market funds that invest at least 99.5% of their total assets in cash, securities issued or guaranteed by the United States or certain U.S. government agencies or instrumentalities (“U.S. Government Securities”), and/or repurchase agreements that are collateralized

fully by cash or U.S. Government Securities. “Government money market funds” are exempt from requirements that permit money market funds to impose a “liquidity fee” and/or “redemption gate” that temporarily restricts redemptions. As a “government money market fund,” the Fund values its securities using the amortized cost method. The Fund seeks to maintain a stable net asset value (“NAV”) of \$1.00 per share.

Under Rule 2a-7, the Fund may invest only in U.S. dollar-denominated securities that meet certain risk-limiting conditions relating to portfolio quality, maturity and liquidity.

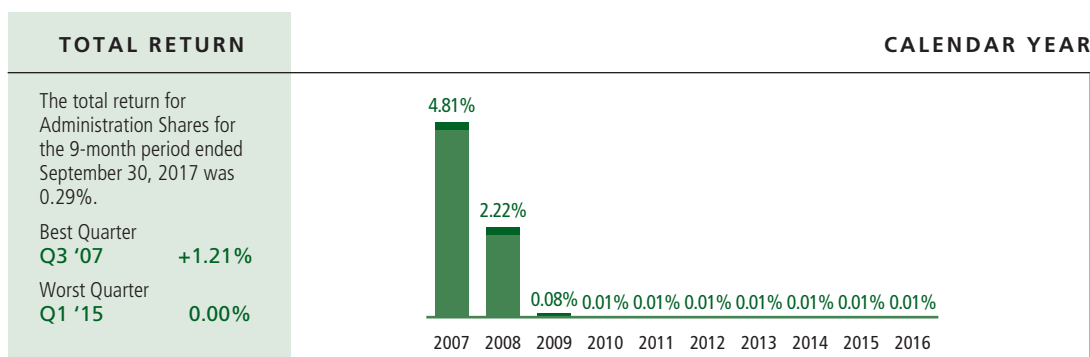
Principal Risks of the Fund

You could lose money by investing in the Fund. Although the Fund seeks to preserve the value of your investment at \$1.00 per share, it cannot guarantee it will do so. An investment in the Fund is not a bank deposit and is not insured or guaranteed by the Federal Deposit Insurance Corporation or any other government agency. The Fund’s sponsor has no legal obligation to provide financial support to the Fund, and you should not expect that the sponsor will provide financial support to the Fund at any time. The Fund should not be relied upon as a complete investment program. There can be no assurance that the Fund will achieve its investment objective.

- **Credit/Default Risk.** An issuer or guarantor of a security held by the Fund, or a bank or other financial institution that has entered into a repurchase agreement with the Fund, may default on its obligation to pay interest and repay principal or default on any other obligation. Additionally, the credit quality of securities may deteriorate rapidly, which may impair the Fund’s liquidity and cause significant deterioration in NAV.
- **Interest Rate Risk.** When interest rates increase, the Fund’s yield will tend to be lower than prevailing market rates, and the market value of its securities or instruments may also be adversely affected. The risks associated with increasing interest rates are heightened given that interest rates are near historic lows, but may be expected to increase in the future with unpredictable effects on the markets and the Fund’s investments. A low interest rate environment poses additional risks to the Fund, because low yields on the Fund’s portfolio holdings may have an adverse impact on the Fund’s ability to provide a positive yield to its shareholders, pay expenses out of Fund assets, or, at times, maintain a stable \$1.00 share price. Fluctuations in interest rates may also affect the liquidity of fixed income securities and instruments held by the Fund.
- **Large Shareholder Transactions Risk.** The Fund may experience adverse effects when certain large shareholders purchase or redeem large amounts of shares of the Fund. Such large shareholder redemptions may cause the Fund to sell portfolio securities at times when it would not otherwise do so, which may negatively impact the Fund’s NAV and liquidity. Similarly, large Fund share purchases may adversely affect the Fund’s performance to the extent that the Fund is delayed in investing new cash and is required to maintain a larger cash position than it ordinarily would. These transactions may also accelerate the realization of taxable income to shareholders if such sales of investments resulted in gains, and may also increase transaction costs. In addition, a large redemption could result in the Fund’s current expenses being allocated over a smaller asset base, leading to an increase in the Fund’s expense ratio.
- **Liquidity Risk.** The Fund may make investments that are illiquid or that may become less liquid in response to market developments or adverse investor perceptions. Illiquid investments may be more difficult to value. The liquidity of portfolio securities can deteriorate rapidly due to credit events affecting issuers or guarantors, such as a credit rating downgrade, or due to general market conditions or a lack of willing buyers. An inability to sell one or more portfolio positions, or selling such positions at an unfavorable time and/or under unfavorable conditions, can adversely affect the Fund’s ability to maintain a stable \$1.00 share price. Liquidity risk may also refer to the risk that the Fund will not be able to pay redemption proceeds within the allowable time period because of unusual market conditions, an unusually high volume of redemption requests, or other reasons. Liquidity risk may be the result of, among other things, the reduced number and capacity of traditional market participants to make a market in fixed income securities or the lack of an active market. The potential for liquidity risk may be magnified by a rising interest rate environment or other circumstances where investor redemptions from money market and other fixed income mutual funds may be higher than normal, potentially causing increased supply in the market due to selling activity.
- **Market Risk.** The market value of the securities in which the Fund invests may go up or down in response to the prospects of governments and/or general economic conditions throughout the world due to increasingly interconnected global economies and financial markets.
- **Stable NAV Risk.** The Fund may not be able to maintain a stable \$1.00 share price at all times. If any money market fund that intends to maintain a stable NAV fails to do so (or if there is a perceived threat of such a failure), other such money market funds, including the Fund, could be subject to increased redemption activity, which could adversely affect the Fund’s NAV. Shareholders of the Fund should not rely on or expect the Investment Adviser or an affiliate to purchase distressed assets from the Fund, make capital infusions into the Fund, enter into capital support agreements with the Fund or take other actions to help the Fund maintain a stable \$1.00 share price.

Performance

The bar chart and table below provide an indication of the risks of investing in the Fund by showing: (a) changes in the performance of the Fund’s Administration Shares from year to year; and (b) the average annual total returns of the Fund’s Administration Shares. The Fund’s past performance is not necessarily an indication of how the Fund will perform in the future. Performance reflects fee waivers and/or expense limitations in effect during the periods shown. Updated performance information is available at no cost at www.gsamfunds.com/performance or by calling 1-800-621-2550.



AVERAGE ANNUAL TOTAL RETURN

For the period ended December 31, 2016	1 Year	5 Years	10 Years	Since Inception
Administration Shares (Inception 4/1/97)	0.01%	0.01%	0.71%	2.07%

Portfolio Management

Goldman Sachs Asset Management, L.P. is the investment adviser for the Fund (the “Investment Adviser” or “GSAM”).

Buying and Selling Fund Shares

For important information about purchase and sale of Fund shares, please see “Buying and Selling Fund Shares” on page 31 of the Prospectus.

Tax Information

The Fund’s distributions are taxable, and will be taxed as ordinary income or capital gains, unless you are investing through a tax-deferred arrangement, such as a 401(k) plan or an individual retirement account. Investments through tax-deferred arrangements may become taxable upon withdrawal from such arrangements.

Payments to Broker-Dealers and Other Financial Intermediaries

For important information about financial intermediary compensation, please see “Payments to Broker-Dealers and Other Financial Intermediaries” on page 31 of the Prospectus.



Asset Management

Financial Square Government Fund—Summary

Investment Objective

The Goldman Sachs Financial Square Government Fund (the “Fund”) seeks to maximize current income to the extent consistent with the preservation of capital and the maintenance of liquidity by investing exclusively in high quality money market instruments.

Fees and Expenses of the Fund

This table describes the fees and expenses that you may pay if you buy and hold shares of the Fund.

	Government Fund
Shareholder Fees (fees paid directly from your investment):	
Maximum Sales Charge (Load) Imposed on Purchases	None
Maximum Deferred Sales Charge (Load)	None
Maximum Sales Charge (Load) Imposed on Reinvested Dividends	None
Redemption Fees	None
Exchange Fees	None
Annual Fund Operating Expenses (expenses that you pay each year as a percentage of the value of your investment):	
Management Fees	0.21%
Other Expenses	0.27%
Administration Fees	0.25%
All Other Expenses	0.02%
Total Annual Fund Operating Expenses	0.48%
Fee Waiver ¹	(0.05)%
Total Annual Fund Operating Expenses After Fee Waiver	0.43%

¹ The Investment Adviser has agreed to not impose a portion of the Management Fee equal annually to 0.045% of the Fund’s average daily net assets through at least December 29, 2018, and prior to such date the Investment Adviser may not terminate the arrangement without the approval of the Board of Trustees.

Expense Example

This Example is intended to help you compare the cost of investing in the Fund with the cost of investing in other mutual funds.

The Example assumes that you invest \$10,000 in Administration Shares of the Fund for the time periods indicated and then redeem all of your Administration Shares at the end of those periods. The Example also assumes that your investment has a 5% return each year and that the Fund’s operating expenses remain the same (except that the Example incorporates the fee waiver arrangement for only the first year). Although your actual costs may be higher or lower, based on these assumptions your costs would be:

	1 Year	3 Years	5 Years	10 Years
Administration Shares	\$44	\$149	\$264	\$599

Principal Strategy

The Fund pursues its investment objective by investing only in “government securities,” as such term is defined in or interpreted under the Investment Company Act of 1940, as amended (“Investment Company Act”), and repurchase agreements collateralized by such securities. “Government securities” generally are securities issued or guaranteed by the United States or certain U.S. government agencies or instrumentalities (“U.S. Government Securities”).

The Fund intends to be a “government money market fund,” as such term is defined in or interpreted under Rule 2a-7 under the Investment Company Act. “Government money market funds” are money market funds that invest at least 99.5% of their total assets in cash, U.S. Government Securities, and/or repurchase agreements that are collateralized fully by cash or U.S. Government Securities. “Government money market funds” are exempt from requirements that permit money market funds to impose a “liquidity fee” and/or “redemption gate” that temporarily restricts redemptions. As a “government money market fund,” the Fund values its securities using the amortized cost method. The Fund seeks to maintain a stable net asset value (“NAV”) of \$1.00 per share.

Under Rule 2a-7, the Fund may invest only in U.S. dollar-denominated securities that meet certain risk-limiting conditions relating to portfolio quality, maturity and liquidity.

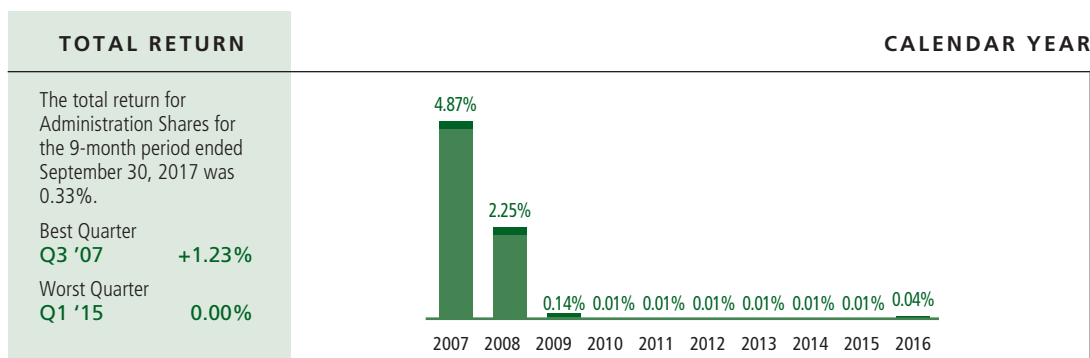
Principal Risks of the Fund

You could lose money by investing in the Fund. Although the Fund seeks to preserve the value of your investment at \$1.00 per share, it cannot guarantee it will do so. An investment in the Fund is not a bank deposit and is not insured or guaranteed by the Federal Deposit Insurance Corporation or any other government agency. The Fund's sponsor has no legal obligation to provide financial support to the Fund, and you should not expect that the sponsor will provide financial support to the Fund at any time. The Fund should not be relied upon as a complete investment program. There can be no assurance that the Fund will achieve its investment objective.

- **Credit/Default Risk.** An issuer or guarantor of a security held by the Fund, or a bank or other financial institution that has entered into a repurchase agreement with the Fund, may default on its obligation to pay interest and repay principal or default on any other obligation. Additionally, the credit quality of securities may deteriorate rapidly, which may impair the Fund's liquidity and cause significant deterioration in NAV.
- **Interest Rate Risk.** When interest rates increase, the Fund's yield will tend to be lower than prevailing market rates, and the market value of its securities or instruments may also be adversely affected. The risks associated with increasing interest rates are heightened given that interest rates are near historic lows, but may be expected to increase in the future with unpredictable effects on the markets and the Fund's investments. A low interest rate environment poses additional risks to the Fund, because low yields on the Fund's portfolio holdings may have an adverse impact on the Fund's ability to provide a positive yield to its shareholders, pay expenses out of Fund assets, or, at times, maintain a stable \$1.00 share price. Fluctuations in interest rates may also affect the liquidity of fixed income securities and instruments held by the Fund.
- **Large Shareholder Transactions Risk.** The Fund may experience adverse effects when certain large shareholders purchase or redeem large amounts of shares of the Fund. Such large shareholder redemptions may cause the Fund to sell portfolio securities at times when it would not otherwise do so, which may negatively impact the Fund's NAV and liquidity. Similarly, large Fund share purchases may adversely affect the Fund's performance to the extent that the Fund is delayed in investing new cash and is required to maintain a larger cash position than it ordinarily would. These transactions may also accelerate the realization of taxable income to shareholders if such sales of investments resulted in gains, and may also increase transaction costs. In addition, a large redemption could result in the Fund's current expenses being allocated over a smaller asset base, leading to an increase in the Fund's expense ratio.
- **Liquidity Risk.** The Fund may make investments that are illiquid or that may become less liquid in response to market developments or adverse investor perceptions. Illiquid investments may be more difficult to value. The liquidity of portfolio securities can deteriorate rapidly due to credit events affecting issuers or guarantors, such as a credit rating downgrade, or due to general market conditions or a lack of willing buyers. An inability to sell one or more portfolio positions, or selling such positions at an unfavorable time and/or under unfavorable conditions, can adversely affect the Fund's ability to maintain a stable \$1.00 share price. Liquidity risk may also refer to the risk that the Fund will not be able to pay redemption proceeds within the allowable time period because of unusual market conditions, an unusually high volume of redemption requests, or other reasons. Liquidity risk may be the result of, among other things, the reduced number and capacity of traditional market participants to make a market in fixed income securities or the lack of an active market. The potential for liquidity risk may be magnified by a rising interest rate environment or other circumstances where investor redemptions from money market and other fixed income mutual funds may be higher than normal, potentially causing increased supply in the market due to selling activity.
- **Market Risk.** The market value of the securities in which the Fund invests may go up or down in response to the prospects of individual companies, particular sectors or governments and/or general economic conditions throughout the world due to increasingly interconnected global economies and financial markets.
- **Stable NAV Risk.** The Fund may not be able to maintain a stable \$1.00 share price at all times. If any money market fund that intends to maintain a stable NAV fails to do so (or if there is a perceived threat of such a failure), other such money market funds, including the Fund, could be subject to increased redemption activity, which could adversely affect the Fund's NAV. Shareholders of the Fund should not rely on or expect the Investment Adviser or an affiliate to purchase distressed assets from the Fund, make capital infusions into the Fund, enter into capital support agreements with the Fund or take other actions to help the Fund maintain a stable \$1.00 share price.
- **U.S. Government Securities Risk.** The U.S. government may not provide financial support to U.S. government agencies, instrumentalities or sponsored enterprises if it is not obligated to do so by law. Certain U.S. Government Securities, including securities issued by the Federal National Mortgage Association ("Fannie Mae"), Federal Home Loan Mortgage Corporation ("Freddie Mac") and Federal Home Loan Banks, are neither issued nor guaranteed by the U.S. Treasury and, therefore, are not backed by the full faith and credit of the United States. The maximum potential liability of the issuers of some U.S. Government Securities held by the Fund may greatly exceed their current resources, including any legal right to support from the U.S. Treasury. It is possible that issuers of U.S. Government Securities will not have the funds to meet their payment obligations in the future.

Performance

The bar chart and table below provide an indication of the risks of investing in the Fund by showing: (a) changes in the performance of the Fund's Administration Shares from year to year; and (b) the average annual total returns of the Fund's Administration Shares. The Fund's past performance is not necessarily an indication of how the Fund will perform in the future. Performance reflects fee waivers and/or expense limitations in effect during the periods shown. Updated performance information is available at no cost at www.gsamfunds.com/performance or by calling 1-800-621-2550.



AVERAGE ANNUAL TOTAL RETURN

For the period ended December 31, 2016	1 Year	5 Years	10 Years	Since Inception
Administration Shares (Inception 9/1/93)	0.04%	0.01%	0.72%	2.50%

Portfolio Management

Goldman Sachs Asset Management, L.P. is the investment adviser for the Fund (the "Investment Adviser" or "GSAM").

Buying and Selling Fund Shares

For important information about purchase and sale of Fund shares, please see "Buying and Selling Fund Shares" on page 31 of the Prospectus.

Tax Information

The Fund's distributions are taxable, and will be taxed as ordinary income or capital gains, unless you are investing through a tax-deferred arrangement, such as a 401(k) plan or an individual retirement account. Investments through tax-deferred arrangements may become taxable upon withdrawal from such arrangements.

Payments to Broker-Dealers and Other Financial Intermediaries

For important information about financial intermediary compensation, please see "Payments to Broker-Dealers and Other Financial Intermediaries" on page 31 of the Prospectus.



**Asset
Management**

Financial Square Federal Instruments Fund—Summary

Investment Objective

The Goldman Sachs Financial Square Federal Instruments Fund (the “Fund”) seeks to maximize current income to the extent consistent with the preservation of capital and the maintenance of liquidity by investing exclusively in high quality money market instruments.

Fees and Expenses of the Fund

This table describes the fees and expenses that you may pay if you buy and hold shares of the Fund.

	Federal Instruments Fund
Shareholder Fees	
<i>(fees paid directly from your investment):</i>	
Maximum Sales Charge (Load) Imposed on Purchases	None
Maximum Deferred Sales Charge (Load)	None
Maximum Sales Charge (Load) Imposed on Reinvested Dividends	None
Redemption Fees	None
Exchange Fees	None
Annual Fund Operating Expenses	
<i>(expenses that you pay each year as a percentage of the value of your investment):</i>	
Management Fees	0.21%
Other Expenses	0.31%
Administration Fees	0.25%
All Other Expenses ¹	0.06%
Total Annual Fund Operating Expenses	0.52%
Fee Waiver and Expense Limitation ²	(0.07)%
Total Annual Fund Operating Expenses After Fee Waiver and Expense Limitation	0.45%

¹ The Fund’s “Other Expenses” have been restated to reflect expenses expected to be incurred during the current fiscal year.

² The Investment Adviser has agreed to: (i) not impose a portion of the Management Fee equal annually to 0.025% of the Fund’s average daily net assets; and (ii) reduce or limit “Other Expenses” (excluding acquired fund fees and expenses, administration fees, transfer agency fees and expenses, taxes, interest, brokerage fees, expenses of shareholder meetings, litigation and indemnification, and extraordinary expenses) to 0.014% of the Fund’s average daily net assets. These arrangements will remain in effect through at least December 29, 2018, and prior to such date the Investment Adviser may not terminate the arrangements without the approval of the Board of Trustees.

Expense Example

This Example is intended to help you compare the cost of investing in the Fund with the cost of investing in other mutual funds.

The Example assumes that you invest \$10,000 in Administration Shares of the Fund for the time periods indicated and then redeem all of your Administration Shares at the end of those periods. The Example also assumes that your investment has a 5% return each year and that the Fund’s operating expenses remain the same (except that the Example incorporates the fee waiver and expense limitation arrangements for only the first year). Although your actual costs may be higher or lower, based on these assumptions your costs would be:

	1 Year	3 Years	5 Years	10 Years
Administration Shares	\$46	\$160	\$284	\$646

Principal Strategy

The Fund pursues its investment objective by investing only in “government securities,” as such term is defined in or interpreted under the Investment Company Act of 1940, as amended (“Investment Company Act”), the interest from which is generally exempt from state income taxation. “Government securities” generally are securities issued or guaranteed by the United States or certain U.S. government agencies or instrumentalities (“U.S. Government Securities”).

The Fund intends to be a “government money market fund,” as such term is defined in or interpreted under Rule 2a-7 under the Investment Company Act. “Government money market funds” are money market funds that invest at least 99.5% of their total assets in cash, U.S. Government Securities, and/or repurchase agreements that are collateralized fully by cash or U.S. Government Securities. “Government money market funds” are exempt from requirements that permit money market funds to impose a “liquidity fee” and/or “redemption gate” that temporarily restricts redemptions. As a “government money market fund,” the Fund values its securities using the amortized cost method. The Fund seeks to maintain a stable net asset value (“NAV”) of \$1.00 per share.

Under Rule 2a-7, the Fund may invest only in U.S. dollar-denominated securities that meet certain risk-limiting conditions relating to portfolio quality, maturity and liquidity.

Principal Risks of the Fund

You could lose money by investing in the Fund. Although the Fund seeks to preserve the value of your investment at \$1.00 per share, it cannot guarantee it will do so. An investment in the Fund is not a bank deposit and is not insured or guaranteed by the Federal Deposit Insurance Corporation or any other government agency. The Fund’s sponsor has no legal obligation to provide financial support to the Fund, and you should not expect that the sponsor will provide financial support to the Fund at any time. The Fund should not be relied upon as a complete investment program. There can be no assurance that the Fund will achieve its investment objective.

- **Credit/Default Risk.** An issuer or guarantor of a security held by the Fund may default on its obligation to pay interest and repay principal or default on any other obligation. Additionally, the credit quality of securities may deteriorate rapidly, which may impair the Fund’s liquidity and cause significant deterioration in NAV.
- **Interest Rate Risk.** When interest rates increase, the Fund’s yield will tend to be lower than prevailing market rates, and the market value of its securities or instruments may also be adversely affected. The risks associated with increasing interest rates are heightened given that interest rates are near historic lows, but may be expected to increase in the future with unpredictable effects on the markets and the Fund’s investments. A low interest rate environment poses additional risks to the Fund, because low yields on the Fund’s portfolio holdings may have an adverse impact on the Fund’s ability to provide a positive yield to its shareholders, pay expenses out of Fund assets, or, at times, maintain a stable \$1.00 share price. Fluctuations in interest rates may also affect the liquidity of fixed income securities and instruments held by the Fund.
- **Large Shareholder Transactions Risk.** The Fund may experience adverse effects when certain large shareholders purchase or redeem large amounts of shares of the Fund. Such large shareholder redemptions may cause the Fund to sell portfolio securities at times when it would not otherwise do so, which may negatively impact the Fund’s NAV and liquidity. Similarly, large Fund share purchases may adversely affect the Fund’s performance to the extent that the Fund is delayed in investing new cash and is required to maintain a larger cash position than it ordinarily would. These transactions may also accelerate the realization of taxable income to shareholders if such sales of investments resulted in gains, and may also increase transaction costs. In addition, a large redemption could result in the Fund’s current expenses being allocated over a smaller asset base, leading to an increase in the Fund’s expense ratio.
- **Liquidity Risk.** The Fund may make investments that are illiquid or that may become less liquid in response to market developments or adverse investor perceptions. Illiquid investments may be more difficult to value. The liquidity of portfolio securities can deteriorate rapidly due to credit events affecting issuers or guarantors, such as a credit rating downgrade, or due to general market conditions or a lack of willing buyers. An inability to sell one or more portfolio positions, or selling such positions at an unfavorable time and/or under unfavorable conditions, can adversely affect the Fund’s ability to maintain a stable \$1.00 share price. Liquidity risk may also refer to the risk that the Fund will not be able to pay redemption proceeds within the allowable time period because of unusual market conditions, an unusually high volume of redemption requests, or other reasons. Liquidity risk may be the result of, among other things, the reduced number and capacity of traditional market participants to make a market in fixed income securities or the lack of an active market. The potential for liquidity risk may be magnified by a rising interest rate environment or other circumstances where investor redemptions from money market and other fixed income mutual funds may be higher than normal, potentially causing increased supply in the market due to selling activity.
- **Market Risk.** The market value of the securities in which the Fund invests may go up or down in response to the prospects of individual companies, particular sectors or governments and/or general economic conditions throughout the world due to increasingly interconnected global economies and financial markets.
- **Stable NAV Risk.** The Fund may not be able to maintain a stable \$1.00 share price at all times. If any money market fund that intends to maintain a stable NAV fails to do so (or if there is a perceived threat of such a failure), other such money market funds, including the Fund, could be subject to increased redemption activity, which could adversely affect the Fund’s NAV. Shareholders of the Fund should not rely on or expect the Investment Adviser or an affiliate to purchase distressed assets from the Fund, make capital infusions into the Fund, enter into capital support agreements with the Fund or take other actions to help the Fund maintain a stable \$1.00 share price.
- **U.S. Government Securities Risk.** The U.S. government may not provide financial support to U.S. government agencies, instrumentalities or sponsored enterprises if it is not obligated to do so by law. Certain U.S. Government Securities, including securities issued by the Federal National Mortgage Association (“Fannie Mae”), Federal Home Loan Mortgage Corporation

(“Freddie Mac”) and Federal Home Loan Banks, are neither issued nor guaranteed by the U.S. Treasury and, therefore, are not backed by the full faith and credit of the United States. The maximum potential liability of the issuers of some U.S. Government Securities held by the Fund may greatly exceed their current resources, including any legal right to support from the U.S. Treasury. It is possible that issuers of U.S. Government Securities will not have the funds to meet their payment obligations in the future.

Performance

The bar chart and table below provide an indication of the risks of investing in the Fund by showing: (a) changes in the performance of the Fund’s Administration Shares from year to year; and (b) the average annual total returns of the Fund’s Administration Shares. The Fund’s past performance is not necessarily an indication of how the Fund will perform in the future. Performance reflects fee waivers and/or expense limitations in effect during the periods shown. Updated performance information is available at no cost at www.gsamfunds.com/performance or by calling 1-800-621-2550.



AVERAGE ANNUAL TOTAL RETURN

For the period ended December 31, 2016	1 Year	Since Inception
Administration Shares (Inception 10/30/15)	0.03%	0.03%

Portfolio Management

Goldman Sachs Asset Management, L.P. is the investment adviser for the Fund (the “Investment Adviser” or “GSAM”).

Buying and Selling Fund Shares

For important information about purchase and sale of Fund shares, please see “Buying and Selling Fund Shares” on page 31 of the Prospectus.

Tax Information

The Fund’s distributions are taxable, and will be taxed as ordinary income or capital gains, unless you are investing through a tax-deferred arrangement, such as a 401(k) plan or an individual retirement account. Investments through tax-deferred arrangements may become taxable upon withdrawal from such arrangements.

Payments to Broker-Dealers and Other Financial Intermediaries

For important information about financial intermediary compensation, please see “Payments to Broker-Dealers and Other Financial Intermediaries” on page 31 of the Prospectus.



Asset Management

Investor Money Market Fund—Summary

Investment Objective

The Goldman Sachs Investor Money Market Fund (the “Fund”) seeks to maximize current income to the extent consistent with the preservation of capital and the maintenance of liquidity by investing exclusively in high quality money market instruments.

Fees and Expenses of the Fund

This table describes the fees and expenses that you may pay if you buy and hold shares of the Fund.

	Money Market Fund
Shareholder Fees (fees paid directly from your investment):	
Maximum Sales Charge (Load) Imposed on Purchases	None
Maximum Deferred Sales Charge (Load)	None
Maximum Sales Charge (Load) Imposed on Reinvested Dividends	None
Redemption Fees	None
Exchange Fees	None
Annual Fund Operating Expenses (expenses that you pay each year as a percentage of the value of your investment):	
Management Fees	0.21%
Other Expenses	0.47%
Administration Fees	0.25%
All Other Expenses ¹	0.22%
Total Annual Fund Operating Expenses	0.68%
Fee Waiver and Expense Limitation ²	(0.25)%
Total Annual Fund Operating Expenses After Fee Waiver and Expense Limitation	0.43%

¹ The Fund’s “Other Expenses” have been restated to reflect expenses expected to be incurred during the current fiscal year.

² The Investment Adviser has agreed to (i) not impose a portion of the Management Fee equal annually to 0.045% of the Fund’s average daily net assets; and (ii) reduce or limit “Other Expenses” (excluding acquired fund fees and expenses, transfer agency fees and expenses, administration fees, taxes, interest, brokerage fees, other expenses shareholder meetings, litigation and indemnification, and extraordinary expenses) to 0.014% of the Fund’s average daily net assets. These arrangements will remain in effect through at least December 29, 2018, and prior to such date, the Investment Adviser may not terminate the arrangements without the approval of the Board of Trustees.

Expense Example

This Example is intended to help you compare the cost of investing in the Fund with the cost of investing in other mutual funds.

The Example assumes that you invest \$10,000 in Administration Shares of the Fund for the time periods indicated and then redeem all of your Administration Shares at the end of those periods. The Example also assumes that your investment has a 5% return each year and that the Fund’s operating expenses remain the same (except that the Example incorporates the fee waiver and expense limitation arrangements for only the first year). Although your actual costs may be higher or lower, based on these assumptions your costs would be:

	1 Year	3 Years	5 Years	10 Years
Administration Shares	\$44	\$192	\$354	\$823

Principal Strategy

The Fund pursues its investment objective by investing in securities issued or guaranteed by the United States or certain U.S. government agencies or instrumentalities (“U.S. Government Securities”), obligations of banks (which may exceed 25% of its total assets), commercial paper and other short-term obligations of U.S. companies, states, municipalities and other entities, and repurchase agreements. The Fund may also invest in U.S. dollar-denominated obligations of foreign banks, foreign companies and foreign governments. The Fund may not invest more than 25% of its total assets in the securities of any one foreign government.

The Fund intends to be a “retail money market fund,” as such term is defined in or interpreted under Rule 2a-7 under the Investment Company Act of 1940, as amended (the “Investment Company Act”). “Retail money market funds” are money market funds that have policies and procedures reasonably designed to limit all beneficial owners of the fund to natural persons. As a “retail money market fund,” the Fund values its securities using the amortized cost method. The Fund seeks to maintain a stable net asset value (“NAV”) of \$1.00 per share.

Under Rule 2a-7, the Fund may invest only in U.S. dollar-denominated securities that meet certain risk-limiting conditions relating to portfolio quality, maturity, diversification and liquidity.

Principal Risks of the Fund

You could lose money by investing in the Fund. Although the Fund seeks to preserve the value of your investment at \$1.00 per share, it cannot guarantee it will do so. The Fund may impose a fee upon the sale of your shares or may temporarily suspend your ability to sell shares if the Fund's liquidity falls below required minimums because of market conditions or other factors. An investment in the Fund is not a bank deposit and is not insured or guaranteed by the Federal Deposit Insurance Corporation or any other government agency. The Fund's sponsor has no legal obligation to provide financial support to the Fund, and you should not expect that the sponsor will provide financial support to the Fund at any time. The Fund should not be relied upon as a complete investment program. There can be no assurance that the Fund will achieve its investment objective.

- **Banking Industry Risk.** An adverse development in the banking industry (domestic or foreign) may affect the value of the Fund's investments more than if the Fund were not invested to such a degree in the banking industry. Banks may be particularly susceptible to certain economic factors such as interest rate changes, adverse developments in the real estate market, fiscal, regulatory and monetary policy and general economic cycles.
- **Credit/Default Risk.** An issuer or guarantor of a security held by the Fund, or a bank or other financial institution that has entered into a repurchase agreement with the Fund, may default on its obligation to pay interest and repay principal or default on any other obligation. Additionally, the credit quality of securities may deteriorate rapidly, which may impair the Fund's liquidity and cause significant deterioration in NAV.
- **Foreign Risk.** Foreign securities may be subject to risk of loss because of more or less foreign government regulation, less public information and less economic, political and social stability in the countries in which the Fund invests. The imposition of sanctions, confiscations, trade restrictions (including tariffs) and other government restrictions by the United States and other governments, or from problems in share registration, settlement or custody, may also result in losses. In addition, the Fund will be subject to the risk that an issuer of foreign sovereign debt or the government authorities that control the repayment of the debt may be unable or unwilling to repay the principal or interest when due.
- **Interest Rate Risk.** When interest rates increase, the Fund's yield will tend to be lower than prevailing market rates, and the market value of its securities or instruments may also be adversely affected. The risks associated with increasing interest rates are heightened given that interest rates are near historic lows, but may be expected to increase in the future with unpredictable effects on the markets and the Fund's investments. A low interest rate environment poses additional risks to the Fund, because low yields on the Fund's portfolio holdings may have an adverse impact on the Fund's ability to provide a positive yield to its shareholders, pay expenses out of Fund assets, or, at times, maintain a stable \$1.00 share price. Fluctuations in interest rates may also affect the liquidity of fixed income securities and instruments held by the Fund.
- **Large Shareholder Transactions Risk.** The Fund may experience adverse effects when certain large shareholders (including financial intermediaries who may make investment decisions on behalf of underlying clients) purchase or redeem large amounts of shares of the Fund. Such large shareholder redemptions may cause the Fund to sell portfolio securities at times when it would not otherwise do so, which may negatively impact the Fund's NAV and liquidity. Similarly, large Fund share purchases may adversely affect the Fund's performance to the extent that the Fund is delayed in investing new cash and is required to maintain a larger cash position than it ordinarily would. These transactions may also accelerate the realization of taxable income to shareholders if such sales of investments resulted in gains, and may also increase transaction costs. In addition, a large redemption could result in the Fund's current expenses being allocated over a smaller asset base, leading to an increase in the Fund's expense ratio.
- **Liquidity Risk.** The Fund may make investments that are illiquid or that may become less liquid in response to market developments or adverse investor perceptions. Illiquid investments may be more difficult to value. The liquidity of portfolio securities can deteriorate rapidly due to credit events affecting issuers or guarantors, such as a credit rating downgrade, or due to general market conditions or a lack of willing buyers. An inability to sell one or more portfolio positions, or selling such positions at an unfavorable time and/or under unfavorable conditions, can adversely affect the Fund's ability to maintain a stable \$1.00 share price. Liquidity risk may also refer to the risk that the Fund will not be able to pay redemption proceeds within the allowable time period because of unusual market conditions, an unusually high volume of redemption requests, or other reasons. Liquidity risk may be the result of, among other things, the reduced number and capacity of traditional market participants to make a market in fixed income securities or the lack of an active market. The potential for liquidity risk may be magnified by a rising interest rate environment or other circumstances where investor redemptions from money market and other fixed income mutual funds may be higher than normal, potentially causing increased supply in the market due to selling activity.
- **Market Risk.** The market value of the securities in which the Fund invests may go up or down in response to the prospects of individual companies, particular sectors or governments and/or general economic conditions throughout the world due to increasingly interconnected global economies and financial markets.
- **Municipal Securities Risk.** Municipal securities are subject to credit/default risk, interest rate risk and certain additional risks. The Fund may be more sensitive to adverse economic, business or political developments if it invests a substantial portion of its assets in the debt securities of similar projects (such as those relating to education, health care, housing, transportation, and utilities),

industrial development bonds, or in particular types of municipal securities (such as general obligation bonds, private activity bonds and moral obligation bonds). Generally, municipalities continue to experience difficulties in the current economic and political environment.

- **Stable NAV Risk.** The Fund may not be able to maintain a stable \$1.00 share price at all times. If any money market fund that intends to maintain a stable NAV fails to do so (or if there is a perceived threat of such a failure), other such money market funds, including the Fund, could be subject to increased redemption activity, which could adversely affect the Fund's NAV. Shareholders of the Fund should not rely on or expect the Investment Adviser or an affiliate to purchase distressed assets from the Fund, make capital infusions into the Fund, enter into capital support agreements with the Fund or take other actions to help the Fund maintain a stable \$1.00 share price.
- **U.S. Government Securities Risk.** The U.S. government may not provide financial support to U.S. government agencies, instrumentalities or sponsored enterprises if it is not obligated to do so by law. Certain U.S. Government Securities, including securities issued by the Federal National Mortgage Association ("Fannie Mae"), Federal Home Loan Mortgage Corporation ("Freddie Mac") and Federal Home Loan Banks, are neither issued nor guaranteed by the U.S. Treasury and, therefore, are not backed by the full faith and credit of the United States. The maximum potential liability of the issuers of some U.S. Government Securities held by the Fund may greatly exceed their current resources, including any legal right to support from the U.S. Treasury. It is possible that issuers of U.S. Government Securities will not have the funds to meet their payment obligations in the future.

Performance

As the Fund had not operated for a full calendar year as of the date of the Prospectus, there is no performance information quoted for the Fund. Updated performance information is available at no cost at www.gsamfunds.com/performance or by calling 1-800-621-2550.

Portfolio Management

Goldman Sachs Asset Management, L.P. is the investment adviser for the Fund (the "Investment Adviser" or "GSAM").

Buying and Selling Fund Shares

Investments in the Fund are limited to accounts beneficially owned by natural persons. For important information about purchase and sale of Fund shares, please see "Buying and Selling Fund Shares" on page 31 of the Prospectus.

Tax Information

The Fund's distributions are taxable, and will be taxed as ordinary income or capital gains, unless you are investing through a tax-deferred arrangement, such as a 401(k) plan or an individual retirement account. Investments through tax-deferred arrangements may become taxable upon withdrawal from such arrangements.

Payments to Broker-Dealers and Other Financial Intermediaries

For important information about financial intermediary compensation, please see "Payments to Broker-Dealers and Other Financial Intermediaries" on page 31 of the Prospectus.



Asset Management

Investor Tax-Exempt Money Market Fund—Summary

Investment Objective

The Goldman Sachs Investor Tax-Exempt Money Market Fund (the “Fund”) seeks to maximize current income to the extent consistent with the preservation of capital and the maintenance of liquidity by investing exclusively in high quality money market instruments.

Fees and Expenses of the Fund

This table describes the fees and expenses that you may pay if you buy and hold shares of the Fund.

	Tax-Exempt Money Market Fund
Shareholder Fees	
<i>(fees paid directly from your investment):</i>	
Maximum Sales Charge (Load) Imposed on Purchases	None
Maximum Deferred Sales Charge (Load)	None
Maximum Sales Charge (Load) Imposed on Reinvested Dividends	None
Redemption Fees	None
Exchange Fees	None
Annual Fund Operating Expenses	
<i>(expenses that you pay each year as a percentage of the value of your investment):</i>	
Management Fees	0.21%
Other Expenses	0.33%
Administration Fees	0.25%
All Other Expenses	0.08%
Total Annual Fund Operating Expenses	0.54%
Fee Waiver and Expense Limitation ¹	(0.11)%
Total Annual Fund Operating Expenses After Fee Waiver and Expense Limitation	0.43%

¹ The Investment Adviser has agreed to (i) not impose a portion of the Management Fee equal annually to 0.045% of the Fund’s average daily net assets; and (ii) reduce or limit “Other Expenses” (excluding acquired fund fees and expenses, transfer agency fees and expenses, administration fees, taxes, interest, brokerage fees, expenses of shareholder meetings, litigation and indemnification, and extraordinary expenses) to 0.014% of the Fund’s average daily net assets. These arrangements will remain in effect through at least December 29, 2018, and prior to such date, the Investment Adviser may not terminate the arrangements without the approval of the Board of Trustees.

Expense Example

This Example is intended to help you compare the cost of investing in the Fund with the cost of investing in other mutual funds.

The Example assumes that you invest \$10,000 in Administration Shares of the Fund for the time periods indicated and then redeem all of your Administration Shares at the end of those periods. The Example also assumes that your investment has a 5% return each year and that the Fund’s operating expenses remain the same (except that the Example incorporates the fee waiver and expense limitation arrangements for only the first year). Although your actual costs may be higher or lower, based on these assumptions your costs would be:

	1 Year	3 Years	5 Years	10 Years
Administration Shares	\$44	\$162	\$291	\$667

Principal Strategy

The Fund pursues its investment objective by investing at least 80% of its net assets plus any borrowings for investment purposes (measured at the time of investment) (“Net Assets”) in securities issued by or on behalf of states, territories and possessions of the United States and their political subdivisions, agencies, authorities and instrumentalities, and the District of Columbia, the interest from which, if any, is in the opinion of bond counsel excluded from gross income for federal income tax purposes, and generally not an item of tax preference under the federal alternative minimum tax (“AMT”). The Investment Adviser ordinarily expects 100% of the Fund’s assets will be invested in municipal obligations, but the Fund may invest in short-term taxable instruments, including repurchase agreements with the Federal Reserve Bank of New York, for temporary investment purposes.

The Fund intends to be a “retail money market fund,” as such term is defined in or interpreted under Rule 2a-7 under the Investment Company Act of 1940, as amended (the “Investment Company Act”). “Retail money market funds” are money market funds that have policies and procedures reasonably designed to limit all beneficial owners of the fund to natural persons. As a “retail money market fund,” the Fund values its securities using the amortized cost method. The Fund seeks to maintain a stable net asset value (“NAV”) of \$1.00 per share.

Under Rule 2a-7, the Fund may invest only in U.S. dollar-denominated securities that meet certain risk-limiting conditions relating to portfolio quality, maturity, diversification and liquidity.

Principal Risks of the Fund

You could lose money by investing in the Fund. Although the Fund seeks to preserve the value of your investment at \$1.00 per share, it cannot guarantee it will do so. The Fund may impose a fee upon the sale of your shares or may temporarily suspend your ability to sell shares if the Fund’s liquidity falls below required minimums because of market conditions or other factors. An investment in the Fund is not a bank deposit and is not insured or guaranteed by the Federal Deposit Insurance Corporation or any other government agency. The Fund’s sponsor has no legal obligation to provide financial support to the Fund, and you should not expect that the sponsor will provide financial support to the Fund at any time. The Fund should not be relied upon as a complete investment program. There can be no assurance that the Fund will achieve its investment objective.

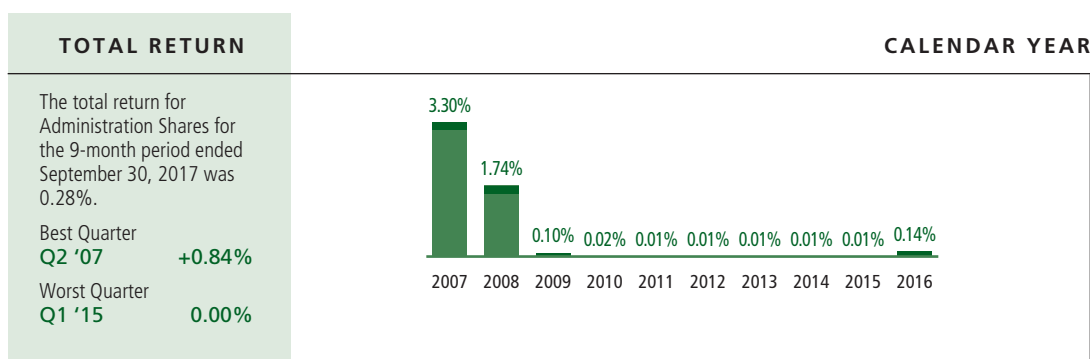
- **Credit/Default Risk.** An issuer or guarantor of a security held by the Fund may default on its obligation to pay interest and repay principal or default on any other obligation. This also includes the risk of default on foreign letters of credit, guarantees or insurance policies that back municipal securities. Additionally, the credit quality of securities may deteriorate rapidly, which may impair the Fund’s liquidity and cause significant deterioration in NAV.
- **Geographic and Sector Risk.** If the Fund invests a significant portion of its total assets in certain issuers within the same state, geographic region or economic sector, an adverse economic, business, political, environmental or other development affecting that state, region or sector may affect the value of the Fund’s investments more than if its investments were not so focused.
- **Interest Rate Risk.** When interest rates increase, the Fund’s yield will tend to be lower than prevailing market rates, and the market value of its securities or instruments may also be adversely affected. The risks associated with increasing interest rates are heightened given that interest rates are near historic lows, but may be expected to increase in the future with unpredictable effects on the markets and the Fund’s investments. A low interest rate environment poses additional risks to the Fund, because low yields on the Fund’s portfolio holdings may have an adverse impact on the Fund’s ability to provide a positive yield to its shareholders, pay expenses out of Fund assets, or, at times, maintain a stable \$1.00 share price. Fluctuations in interest rates may also affect the liquidity of fixed income securities and instruments held by the Fund.
- **Large Shareholder Transactions Risk.** The Fund may experience adverse effects when certain large shareholders (including financial intermediaries who may make investment decisions on behalf of underlying clients) purchase or redeem large amounts of shares of the Fund. Such large shareholder redemptions may cause the Fund to sell portfolio securities at times when it would not otherwise do so, which may negatively impact the Fund’s NAV and liquidity. Similarly, large Fund share purchases may adversely affect the Fund’s performance to the extent that the Fund is delayed in investing new cash and is required to maintain a larger cash position than it ordinarily would. These transactions may also accelerate the realization of taxable income to shareholders if such sales of investments resulted in gains, and may also increase transaction costs. In addition, a large redemption could result in the Fund’s current expenses being allocated over a smaller asset base, leading to an increase in the Fund’s expense ratio.
- **Liquidity Risk.** The Fund may make investments that are illiquid or that may become less liquid in response to market developments or adverse investor perceptions. Illiquid investments may be more difficult to value. The liquidity of portfolio securities can deteriorate rapidly due to credit events affecting issuers or guarantors, such as a credit rating downgrade, or due to general market conditions or a lack of willing buyers. An inability to sell one or more portfolio positions, or selling such positions at an unfavorable time and/or under unfavorable conditions, can adversely affect the Fund’s ability to maintain a stable \$1.00 share price. Liquidity risk may also refer to the risk that the Fund will not be able to pay redemption proceeds within the allowable time period because of unusual market conditions, an unusually high volume of redemption requests, or other reasons. Liquidity risk may be the result of, among other things, the reduced number and capacity of traditional market participants to make a market in fixed income securities or the lack of an active market. The potential for liquidity risk may be magnified by a rising interest rate environment or other circumstances where investor redemptions from money market and other fixed income mutual funds may be higher than normal, potentially causing increased supply in the market due to selling activity.
- **Market Risk.** The market value of the securities in which the Fund invests may go up or down in response to the prospects of individual companies, particular sectors or governments and/or general economic conditions throughout the world due to increasingly interconnected global economies and financial markets.
- **Municipal Securities Risk.** Municipal securities are subject to credit/default risk, interest rate risk and certain additional risks. The Fund may be more sensitive to adverse economic, business or political developments if it invests a substantial portion of its assets in the debt securities of similar projects (such as those relating to education, health care, housing, transportation, and utilities), industrial development bonds, or in particular types of municipal securities (such as general obligation bonds, private activity bonds

and moral obligation bonds). Generally, municipalities continue to experience difficulties in the current economic and political environment.

- **Stable NAV Risk.** The Fund may not be able to maintain a stable \$1.00 share price at all times. If any money market fund that intends to maintain a stable NAV fails to do so (or if there is a perceived threat of such a failure), other such money market funds, including the Fund, could be subject to increased redemption activity, which could adversely affect the Fund’s NAV. Shareholders of the Fund should not rely on or expect the Investment Adviser or an affiliate to purchase distressed assets from the Fund, make capital infusions into the Fund, enter into capital support agreements with the Fund or take other actions to help the Fund maintain a stable \$1.00 share price.
- **Tax Risk.** Future legislative or administrative changes or court decisions may materially affect the value of the Fund’s portfolio holdings and/or the ability of the Fund to pay federal tax-exempt dividends. The Fund would not be a suitable investment within IRAs, other tax-exempt or tax-deferred accounts, or for investors who are not sensitive to the federal tax consequences of their investments.

Performance

The bar chart and table below provide an indication of the risks of investing in the Fund by showing: (a) changes in the performance of the Fund’s Administration Shares from year to year; and (b) the average annual total returns of the Fund’s Administration Shares. The Fund’s past performance is not necessarily an indication of how the Fund will perform in the future. Performance reflects fee waivers and/or expense limitations in effect during the periods shown. Updated performance information is available at no cost at www.gsamfunds.com/performance or by calling 1-800-621-2550.



AVERAGE ANNUAL TOTAL RETURN

For the period ended December 31, 2016	1 Year	5 Years	10 Years	Since Inception
Administration Shares (Inception 8/1/94)	0.14%	0.04%	0.53%	1.61%

Portfolio Management

Goldman Sachs Asset Management, L.P. is the investment adviser for the Fund (the “Investment Adviser” or “GSAM”).

Buying and Selling Fund Shares

Investments in the Fund are limited to accounts beneficially owned by natural persons. For important information about purchase and sale of Fund shares, please see “Buying and Selling Fund Shares” on page 31 of the Prospectus.

Tax Information

The Fund’s distributions that are designated as “exempt interest dividends” are generally not subject to federal income tax. To the extent that Fund distributions are attributable to interest on certain federal obligations or interest on obligations of your state of residence or its municipalities or authorities, they will in most cases be exempt from state and local income taxes. The Fund intends to avoid investments which pay interest that is a preference item in determining AMT liability.

Payments to Broker-Dealers and Other Financial Intermediaries

For important information about financial intermediary compensation, please see “Payments to Broker-Dealers and Other Financial Intermediaries” on page 31 of the Prospectus.

Additional Summary Information

Buying and Selling Fund Shares

Generally, Administration Shares may be purchased only through certain intermediaries that have a relationship with Goldman Sachs & Co. LLC (“Goldman Sachs”), including banks, trust companies, brokers, registered investment advisers and other financial institutions (“Intermediaries”) that have agreed to provide administration services to their customers who are the beneficial owners of Administration Shares. The minimum initial investment requirement imposed upon Intermediaries for the purchase of Administration Shares is generally \$10 million, and there is no minimum imposed upon additional investments. Intermediaries may, however, impose a minimum amount for initial and additional investments in Administration Shares, and may establish other requirements such as a minimum account balance.

You may purchase and redeem (sell) shares of the Fund on any business day through an Intermediary.

Investments in the Investor FundsSM are limited to accounts beneficially owned by natural persons.

Payments to Broker-Dealers and Other Financial Intermediaries

If you purchase a Fund through an Intermediary, the Fund and/or its related companies may pay the Intermediary for the sale of Fund shares and related services. These payments may create a conflict of interest by influencing the Intermediary and your salesperson to recommend a Fund over another investment. Ask your salesperson or visit your Intermediary’s website for more information.

Investment Management Approach

INVESTMENT OBJECTIVES

The Funds seek to maximize current income to the extent consistent with the preservation of capital and the maintenance of liquidity by investing exclusively in high quality money market instruments.

The investment objective of each Fund (except as provided below) cannot be changed without approval of a majority of the outstanding shares of that Fund. The investment objectives of Financial Square Tax-Exempt Money Market Fund, Financial Square Federal Instruments Fund and Investor Money Market Fund may be changed without shareholder approval upon sixty days' notice.

PRINCIPAL INVESTMENT STRATEGIES

Financial Square Funds—Institutional Money Market Funds

An “institutional money market fund” is a money market fund that is neither a “government money market fund” nor a “retail money market fund” (each of which is described in more detail below). An institutional money market fund is required to price its shares at a NAV reflecting market-based values of its portfolio securities (*i.e.*, at a “floating” NAV) rounded to the fourth decimal place (*e.g.*, \$1.0000). In addition, the board of trustees of an institutional money market fund is permitted to impose a liquidity fee (of up to 2%) on redemptions from the fund or a redemption gate that temporarily suspends redemptions from the fund for up to 10 business days during a 90 day period, as described under “*Shareholder Guide—How To Sell Shares—What Are The Potential Restrictions On Institutional And Retail Fund Redemptions?*” below.

The Board of Trustees of the Goldman Sachs Trust (the “Board”) has approved, upon the recommendation of GSAM, the designation of each of the following Funds as an institutional money market fund under Rule 2a-7 (collectively, the “Institutional Funds”):

■ Prime Obligations Fund

The Prime Obligations Fund pursues its investment objective by investing in U.S. Government Securities, obligations of banks (which may exceed 25% of its assets), commercial paper and other short-term obligations of U.S. companies, states, municipalities and other entities, and repurchase agreements. The Fund may also invest in U.S. dollar-denominated obligations of foreign banks, foreign companies and foreign governments. The Fund may, but does not currently intend to, invest in Euro certificates of deposit. The Fund may not invest more than 25% of its total assets in the securities of any one foreign government.

■ Money Market Fund (Institutional)

The Money Market Fund pursues its investment objective by investing in U.S. Government Securities, obligations of banks (which may exceed 25% of its total assets), commercial paper and other short-term obligations of U.S. companies, states, municipalities and other entities, and repurchase agreements. The Fund may also invest in U.S. dollar-denominated obligations of foreign banks, foreign companies and foreign governments. The Fund may not invest more than 25% of its total assets in the securities of any one foreign government.

■ Tax-Exempt Money Market Fund (Institutional)

The Tax-Exempt Money Market Fund pursues its investment objective by investing at least 80% of its Net Assets in securities issued by or on behalf of states, territories and possessions of the United States and their political subdivisions, agencies, authorities and instrumentalities, and the District of Columbia, the interest from which, if any, is in the opinion of bond counsel excluded from gross income for federal income tax purposes, and generally not an item of tax preference under the AMT. The Investment Adviser ordinarily expects 100% of the Fund’s assets will be invested in municipal obligations, but the Fund may invest in short-term taxable instruments for temporary investment purposes. The Fund’s policy to invest at least 80% of its Net Assets in municipal obligations, the interest from which, if any, is in the opinion of bond counsel excluded from gross income for federal income tax purposes, is a fundamental investment restriction.

Financial Square Funds—Government Money Market Funds

A “government money market fund” is a money market fund that invests at least 99.5% of its total assets in cash, U.S. Government Securities, and/or repurchase agreements that are collateralized fully by cash or U.S. Government Securities. Government money market funds may seek to maintain a stable NAV per share of \$1.00 based on the amortized cost method of valuation. Government money market funds are also exempt from the requirements relating to the imposition of liquidity fees and/or redemption gates.

The Board has approved, upon the recommendation of GSAM, the designation of each of the following Funds as a government money market fund under Rule 2a-7 (collectively, the “Government Funds”):

■ Treasury Obligations Fund

The Treasury Obligations Fund pursues its investment objective by investing only in U.S. Treasury Obligations and repurchase agreements collateralized by U.S. Treasury Obligations. The Fund’s policy of limiting its investments to U.S. Treasury Obligations and related repurchase agreements is a fundamental investment restriction.

■ Treasury Instruments Fund

The Treasury Instruments Fund pursues its investment objective by investing only in U.S. Treasury Obligations, the interest from which is generally exempt from state income taxation. Shareholders will be provided with sixty days’ notice in the manner prescribed by the Securities and Exchange Commission (“SEC”) before any change in the Fund’s policy to invest at least 80% of its net assets plus any borrowings for investment purposes (measured at the time of investment) in the particular type of investment suggested by its name.

■ Treasury Solutions Fund

The Treasury Solutions Fund pursues its investment objective by investing only in U.S. Treasury Obligations and repurchase agreements with the Federal Reserve Bank of New York collateralized by U.S. Treasury Obligations. Shareholders will be provided with sixty days’ notice in the manner prescribed by the SEC before any change in the Fund’s policy to invest at least 80% of its net assets plus any borrowings for investment purposes (measured at the time of investment) in the particular type of investment suggested by its name.

■ Government Fund

The Government Fund pursues its investment objective by investing only in U.S. Government Securities, and repurchase agreements collateralized by such securities. Shareholders will be provided with sixty days’ notice in the manner prescribed by the SEC before any change in the Fund’s policy to invest at least 80% of its net assets plus any borrowings for investment purposes (measured at the time of investment) in the particular type of investment suggested by its name.

■ Federal Instruments Fund

The Federal Instruments Fund pursues its investment objective by investing only in U.S. Government Securities, the interest from which is generally exempt from state income taxation. Shareholders will be provided with sixty days’ notice in the manner prescribed by the SEC before any change in the Fund’s policy to invest at least 80% of its net assets plus any borrowings for investment purposes (measured at the time of investment) in the particular type of investment suggested by its name.

Investor Funds—Retail Money Market Funds

A “retail money market fund” is a money market fund that has policies and procedures reasonably designed to limit all beneficial owners of the fund to natural persons. Similar to government money market funds, retail money market funds may seek to maintain a stable NAV per share of \$1.00 based on the amortized cost method of valuation. However, similar to institutional money market funds, a retail money market fund’s board of trustees is permitted to impose a liquidity fee (of up to 2%) on redemptions from the fund or a redemption gate that temporarily suspends redemptions from the fund for up to 10 business days during a 90 day period, as described under “*Shareholder Guide—How To Sell Shares—What Are The Potential Restrictions On Institutional And Retail Fund Redemptions?*” below.

The Board has approved, upon the recommendation of GSAM, the designation of each of the following funds as a retail money market fund under Rule 2a-7 (collectively, the “Retail Funds”):

■ Money Market Fund (Retail)

The Money Market Fund pursues its investment objective by investing in U.S. Government Securities, obligations of banks (which may exceed 25% of its total assets), commercial paper and other short-term obligations of U.S. companies, states, municipalities and other entities, and repurchase agreements. The Fund may also invest in U.S. dollar-denominated obligations of foreign banks, foreign companies and foreign governments. The Fund may not invest more than 25% of its total assets in the securities of any one foreign government.

■ Tax-Exempt Money Market Fund (Retail)

The Tax-Exempt Money Market Fund pursues its investment objective by investing at least 80% of its Net Assets in securities issued by or on behalf of states, territories and possessions of the United States and their political subdivisions, agencies, authorities and instrumentalities, and the District of Columbia, the interest from which, if any, is in the opinion of bond counsel excluded from gross income for federal income tax purposes, and generally not an item of tax preference under the AMT. The Investment Adviser ordinarily expects 100% of the Fund’s assets will be invested in municipal obligations, but the Fund may invest in short-term taxable instruments, including repurchase agreements with the Federal Reserve Bank of New York, for temporary investment purposes. The Fund’s policy to invest at least 80% of its Net Assets in municipal obligations, the interest from which, if any, is in the opinion of bond counsel excluded from gross income for federal income tax purposes, is a fundamental investment restriction.

All Funds

Under normal circumstances, the cash positions of the Financial Square Tax-Exempt Money Market Fund, Financial Square Treasury Obligations Fund, Financial Square Treasury Instruments Fund, Financial Square Treasury Solutions Fund, Financial Square Government Fund, Financial Square Federal Instruments Fund and the Investor Tax-Exempt Money Market Fund will not exceed 20% of the Fund’s net assets plus any borrowings for investment purposes (measured at the time of investment). Under unusual circumstances, including adverse market conditions or the prevailing interest rate environment, or when the Investment Adviser believes there is an insufficient supply of appropriate money market instruments in which to invest, or in the case of unusually large cash inflows or redemptions, a Fund may hold uninvested cash in lieu of such instruments. Cash assets are not income-generating and, as a result, a Fund’s current yield may be adversely affected during periods when such positions are held. Cash positions may also subject a Fund to additional risks and costs, such as increased exposure to the custodian bank holding the assets and any fees imposed for large cash balances.

Goldman Sachs’ Money Market Investment Philosophy:

Goldman Sachs Asset Management, L.P. (“GSAM[®]”) serves as investment adviser to the Funds. GSAM is referred to in the Prospectus as the “Investment Adviser.”

The Funds are managed to seek preservation of capital, daily liquidity and maximum current income. With each Fund, the Investment Adviser follows a conservative, risk-managed investment process that seeks to:

- Manage credit risk
- Manage interest rate risk
- Manage liquidity

INVESTMENT PROCESS

1. Managing Credit Risk

The Investment Adviser's process for managing credit risk emphasizes:

- **Intensive research**—The Credit Department, a separate operating entity of Goldman Sachs, approves all money market fund eligible securities for the Funds. Sources for the Credit Department's analysis include third-party inputs, such as financial statements and media sources, ratings releases and company meetings, as well as the Investment Research, Legal and Compliance departments of Goldman Sachs.
- **Timely updates**—A Credit Department-approved list of securities is continuously communicated on a "real-time" basis to the portfolio management team via computer link.

The Result: An "approved" list of high-quality credits—The Investment Adviser's portfolio management team uses this approved list to construct portfolios which offer the best available risk-return trade-off within the "approved" credit universe. If a security is removed from the "approved" list, the Investment Adviser may not purchase that security for a Fund, although it is not required to sell that security.

2. Managing Interest Rate Risk

Three main steps are followed in seeking to manage interest rate risk:

- **Establish weighted average maturity ("WAM") and weighted average life ("WAL") targets**—WAM (the weighted average time until the yield of a portfolio reflects any changes in the current interest rate environment) and WAL (designed to more accurately measure "spread risk") are constantly revisited and adjusted as market conditions change. An overall strategy is developed by the Investment Adviser based on insights gained from weekly meetings with both Goldman Sachs economists and economists from outside the firm.
- **Implement optimum portfolio structure**—Proprietary models that seek the optimum balance of risk and return, in conjunction with the Investment Adviser's analysis of factors such as market events, short-term interest rates and each Fund's asset volatility, are used to identify the most effective portfolio structure.
- **Conduct rigorous analysis of new securities**—The Investment Adviser's five-step process includes legal, credit, historical index and liquidity analysis, as well as price stress testing to determine the suitability of potential investments for the Funds.

3. Managing Liquidity

Factors that the Investment Adviser's portfolio managers continuously monitor and that affect liquidity of a money market portfolio include:

- Each Fund's investors and other factors that influence the asset volatility of the Funds;
- Technical events that influence the trading range of federal funds and other short-term fixed income markets; and
- Bid-ask spreads associated with securities in the portfolios.

References in the Prospectus to a Fund's benchmark are for informational purposes only, and unless otherwise noted are not an indication of how a particular Fund is managed.

Additional Fund Characteristics and Restrictions

- **The Funds:** Each Institutional Fund will price its shares at a floating NAV, rounded to the fourth decimal place (e.g., \$1.0000). Each Government and Retail Fund will use the amortized cost method of valuation, as permitted by Rule 2a-7 under the Investment Company Act, to seek to maintain a stable NAV of \$1.00 per share. Under Rule 2a-7, each Fund may invest only in U.S. dollar-denominated securities that are either (i) U.S. Government Securities, (ii) issued by other investment companies that are money market funds, or (iii) determined by the Investment Adviser to present minimal credit risks to the Fund. Permissible investments must also meet certain risk-limiting conditions relating to portfolio maturity, diversification, and liquidity. These operating policies may be more restrictive than the fundamental policies set forth in the Statement of Additional Information (the "SAI"). In order to maintain a rating from a rating organization, each Fund may be subject to additional investment restrictions.
- **Taxable Funds:** Financial Square Prime Obligations, Financial Square Money Market, Investor Money Market, Financial Square Treasury Obligations, Financial Square Treasury Solutions and Financial Square Government Funds.
- **Tax-Advantaged Funds:** Financial Square Treasury Instruments and Financial Square Federal Instruments Funds.
- **Tax-Exempt Funds:** Financial Square Tax-Exempt Money Market and Investor Tax-Exempt Money Market Funds.

- **The Investors:** The Funds are generally designed for investors seeking a higher rate of return and convenient liquidation privileges. In addition, the Government Funds and Retail Funds are designed for investors seeking a stable NAV per share. The Funds are particularly suitable for banks, corporations and other financial institutions that seek investment of short-term funds for their own accounts or for the accounts of their customers, except that investments in the Retail Funds are limited to accounts beneficially owned by natural persons. For more information on the investor eligibility requirements for the Retail Funds, please see “*Shareholder Guide—How to Buy Shares—Who May Purchase Administration Shares of the Retail Funds?*” below.

Shares of the Financial Square Government Fund are intended to qualify as eligible investments for federally chartered credit unions pursuant to Sections 107(7), 107(8) and 107(15) of the Federal Credit Union Act, Part 703 of the National Credit Union Administration (“NCUA”) Rules and Regulations, and NCUA Letter Number 155. The Financial Square Government Fund intends to review changes in the applicable laws, rules and regulations governing eligible investments for federally chartered credit unions, and to take such action as may be necessary so that shares of the Financial Square Government Fund qualify as eligible investments under the Federal Credit Union Act and the regulations thereunder. Shares of the Financial Square Government Fund, however, may or may not qualify as eligible investments for particular state-chartered credit unions. A state-chartered credit union should consult qualified legal counsel to determine whether the Financial Square Government Fund is a permissible investment under the laws applicable to it.

- **Investment Restrictions:** Each Fund is subject to certain investment restrictions that are described in detail under “Investment Restrictions” in the SAI. Fundamental investment restrictions and the investment objective of each Fund (except as provided below) cannot be changed without approval of a majority of the outstanding shares of that Fund. The Financial Square Tax-Exempt Money Market Fund’s, Financial Square Federal Instruments Fund’s and Investor Money Market Fund’s investment objectives may be changed without shareholder approval upon sixty days’ notice. All investment objectives and policies not specifically designated as fundamental are non-fundamental and may be changed by the Board without shareholder approval.
- **Maximum Remaining Maturity of Portfolio Investments:** 13 months (as determined pursuant to Rule 2a-7) at the time of purchase.
- **Dollar-Weighted Average Portfolio Maturity:** Not more than 60 days (as required by Rule 2a-7).
- **Dollar-Weighted Average Portfolio Life:** Not more than 120 days (as required by Rule 2a-7).
- **Portfolio Diversification:** Diversification can help a Fund reduce the risks of investing. In accordance with Rule 2a-7, each Fund may not invest more than 5% of the value of its total assets at the time of purchase in the securities of any single issuer and certain affiliates of that issuer. However, each Fund may invest up to 25% of the value of its total assets in the securities of a single issuer for up to three business days. These limitations do not apply to cash, certain repurchase agreements, U.S. Government Securities or securities of other investment companies that are money market funds. Securities subject to demand features and guarantees are subject to additional diversification requirements as described in the SAI.
- **Portfolio Liquidity:** The Funds are required to maintain a sufficient degree of liquidity necessary to meet reasonably foreseeable redemption requests. In addition, each Fund (except for the Financial Square Tax-Exempt Money Market Fund and Investor Tax-Exempt Money Market Fund) must hold at least 10% of its total assets in “daily liquid assets” and 30% of its total assets in “weekly liquid assets.” Each of the Financial Square Tax-Exempt Money Market Fund and Investor Tax-Exempt Money Market Fund must hold at least 30% of its total assets in “weekly liquid assets.” For these purposes, daily and weekly liquid assets are calculated as of the end of each business day. Daily liquid assets generally include: (a) cash; (b) direct obligations of the U.S. Government; (c) securities that will mature or are subject to a demand feature that is exercisable and payable within one business day; or (d) amounts receivable and due unconditionally within one business day on pending sales of portfolio securities. Weekly liquid assets generally include: (a) cash; (b) direct obligations of the U.S. Government; (c) certain U.S. Government agency discount notes with remaining maturities of 60 days or less; (d) securities that will mature or are subject to a demand feature that is exercisable and payable within five business days; or (e) amounts receivable and due unconditionally within five business days on pending sales of portfolio securities. In addition, a Fund may not acquire an illiquid security if, after the purchase, more than 5% of the Fund’s total assets would consist of illiquid assets.
- **Liquidity Fees and Redemption Gates (Institutional Funds and Retail Funds Only):** Under Rule 2a-7, the Board is permitted to impose a liquidity fee on redemptions (up to 2%) or a redemption gate that temporarily suspends redemptions (for up to 10 business days during a 90 day period) from an Institutional or Retail Fund, in the event that the Institutional or Retail Fund’s weekly liquid assets fall below certain designated thresholds. The Board generally expects that a liquidity fee or redemption gate would be imposed, if at all, during periods of extraordinary market stress. While the Board may, in its discretion, impose a liquidity fee or redemption gate at any time after the weekly liquid assets of an Institutional or Retail Fund falls below 30% of the Fund’s total assets, the Board generally expects that a liquidity fee or redemption gate would be imposed, if at all, as of the beginning of the next business day following the announcement that the Fund has imposed the liquidity fee or redemption gate.

Announcements regarding the imposition of liquidity fees or redemption gates, or the termination of liquidity fees or redemption gates, will be filed with the SEC on Form N-CR and will be available on the Funds' website (<http://www.gsamfunds.com>). In addition, the Institutional and Retail Funds will make such announcements through a supplement to the Prospectus and may also make such announcements through a press release or by other means. For more information on liquidity fees and redemption gates, please see "*Shareholder Guide—How To Sell Shares—What Are The Potential Restrictions On Institutional And Retail Fund Redemptions?*" below.

INVESTMENT PRACTICES AND SECURITIES

Although each Fund's principal investment strategies are described in the Summary—Principal Strategy sections of the Prospectus, the following table identifies some of the investment techniques that may (but are not required to) be used by the Funds in seeking to achieve their investment objectives. The table also highlights the differences and similarities among the Funds in their use of these techniques and other investment practices and investment securities. Numbers in the table show allowable usage only; for actual usage, consult the Funds' annual/semi-annual reports. For more information about these and other investment practices and securities, see Appendix A.

Each Fund publishes on its website (<http://www.gsamfunds.com>) the following:

- A schedule of its portfolio holdings (and certain related information as required by Rule 2a-7, including the Fund's WAM and WAL) as of the last business day of each month, no later than five business days after the end of the prior month. This information will be available on the Funds' website for at least six months.
- A schedule of its portfolio holdings on a weekly basis, with no lag required between the date of the information and the date on which the information is disclosed. This weekly holdings information will be available on the website until the next publish date.
- A link to an SEC website where you may obtain the Fund's most recent 12 months of publicly available portfolio holdings information, as filed with the SEC on Form N-MFP no later than five business days after the end of each month.
- A graph depicting the Fund's daily and weekly liquid assets and daily net inflows and outflows as of each business day for the preceding six months, as of the end of the preceding business day.
- A graph depicting the Fund's current market-based NAV per share (rounded to the fourth decimal place), as of each business day for the preceding six months, as of the end of the preceding business day. A Fund's current market-based NAV is based on available market quotations of the Fund's portfolio securities as provided by a third party pricing vendor or broker on the preceding business day. The mark-to-market valuation methodology includes marking to market all securities of the Funds, including securities with remaining maturities of 60 days or less. This market value NAV report is for informational purposes only with respect to the Government and Retail Funds, which seek to maintain a stable NAV of \$1.00 per share based on the amortized cost method of valuation.
- In the event that a Fund files information regarding certain material events with the SEC on Form N-CR, the Fund will disclose on its website certain information that the Fund is required to report on Form N-CR. Such material events include the provision of any financial support by an affiliated person of a Fund or a decline in weekly liquid assets below 10% of the Fund's total assets. This information will appear on a Fund's website no later than the same business day on which the Fund files Form N-CR with the SEC and will be available on the Fund's website for at least one year.

In addition, certain portfolio statistics (other than portfolio holdings information) are available on a daily basis by calling 1-800-621-2550. A description of the Funds' policies and procedures with respect to the disclosure of the Funds' portfolio holdings is available in the Funds' SAI.

Investment Policies Matrix

Fund	U.S. Treasury Obligations ¹	U.S. Government Securities	Bank Obligations	Commercial Paper
Financial Square Prime Obligations	■	■	■ Over 25% of total assets may be invested in U.S. and foreign (US\$) banks ²	■ U.S. and foreign (US\$) commercial paper
Financial Square Money Market	■	■	■ Over 25% of total assets may be invested in U.S. and foreign (US\$) banks	■ U.S. and foreign (US\$) commercial paper
Financial Square Tax-Exempt Money Market				■ Tax-exempt only
Financial Square Treasury Obligations	■			
Financial Square Treasury Instruments	■			
Financial Square Treasury Solutions	■			
Financial Square Government	■	■		
Financial Square Federal Instruments	■	■		
Investor Money Market	■	■	■ Over 25% of total assets may be invested in U.S. and foreign (US\$) banks	■ U.S. and foreign (US\$) commercial paper
Investor Tax-Exempt Money Market				■ Tax-exempt only

Note: See Appendix A for a description of, and certain criteria applicable to, each of these categories of investments.

See page 42 for all footnotes.

Short-Term Obligations of Corporations and Other Entities	Repurchase Agreements	Asset-Backed and Receivables-Backed Securities	Foreign Government Obligations (US\$)
■ U.S. and foreign (US\$) entities	■	■	■ ⁴
■ U.S. and foreign (US\$) entities	■	■	■ ⁴
	■		
	■		
	■ ³		
	■		
■ U.S. and foreign (US\$) entities	■	■	■ ⁴
	■		

Investment Policies Matrix (continued)

Fund	Municipals	Custodial Receipts	Investment Companies
Financial Square Prime Obligations	■ ⁵	■	■ Up to 10% of total assets in other investment companies ⁸
Financial Square Money Market	■ ⁵	■	■ Up to 10% of total assets in other investment companies ⁸
Financial Square Tax-Exempt Money Market	■ At least 80% of net assets in tax-exempt municipal obligations (except in extraordinary circumstances) ⁶	■	■ Up to 10% of total assets in other investment companies ⁸
Financial Square Treasury Obligations			
Financial Square Treasury Instruments			
Financial Square Treasury Solutions			
Financial Square Government			■ Up to 10% of total assets in other investment companies ⁸
Financial Square Federal Instruments			
Investor Money Market	■ ⁵	■	■ Up to 10% of total assets in other investment companies ⁸
Investor Tax-Exempt Money Market	■ At least 80% of net assets in tax-exempt municipal obligations (except in extraordinary circumstances) ⁷	■	■ Up to 10% of total assets in other investment companies ⁸

Note: See Appendix A for a description of, and certain criteria applicable to, each of these categories of investments.

See page 42 for all footnotes.

Private Activity Bonds	Credit Quality	Summary of Taxation for Distributions ¹²	Miscellaneous
■	First Tier ¹¹	Taxable federal and state ¹³	May invest in obligations of the International Bank for Reconstruction and Development. Reverse repurchase agreements not permitted.
■	First Tier ¹¹	Taxable federal and state ¹³	May invest in obligations of the International Bank for Reconstruction and Development. Reverse repurchase agreements not permitted.
■ Does not intend to invest if subject to AMT ^{9,10}	First Tier ¹¹	Tax-exempt federal and taxable state ¹⁴	May (but does not currently intend to) invest up to 20% of net assets in securities subject to AMT and may temporarily invest in the taxable money market instruments described herein. Reverse repurchase agreements not permitted.
	First Tier ¹¹	Taxable federal and state ¹³	Reverse repurchase agreements not permitted.
	First Tier ¹¹	Taxable federal and generally exempt from state taxation	Under extraordinary circumstances, may hold U.S. Government Securities subject to state taxation. Reverse repurchase agreements not permitted.
	First Tier ¹¹	Taxable federal and state ¹³	Reverse repurchase agreements not permitted.
	First Tier ¹¹	Taxable federal and state ¹³	Reverse repurchase agreements not permitted.
	First Tier ¹¹	Taxable federal and generally exempt from state taxation	Under extraordinary circumstances, may hold U.S. Government Securities subject to state taxation. Reverse repurchase agreements not permitted.
■	First Tier ¹¹	Taxable federal and state ¹³	May invest in obligations of the International Bank for Reconstruction and Development. Reverse repurchase agreements not permitted.
■ Does not intend to invest if subject to AMT ^{9,10}	First Tier ¹¹	Tax-exempt federal and taxable state ¹⁴	May (but does not currently intend to) invest up to 20% of net assets in securities subject to AMT and may temporarily invest in the taxable money market instruments described herein. Reverse repurchase agreements not permitted.

- ¹ Issued or guaranteed by the U.S. Treasury.
- ² The Fund may invest in U.S. dollar-denominated obligations of foreign banks. The Fund may, but does not currently intend to, invest in Euro certificates of deposit.
- ³ The Fund may only enter into repurchase agreements with the Federal Reserve Bank of New York.
- ⁴ The Fund may invest in U.S. dollar-denominated obligations (limited to commercial paper and other notes) issued or guaranteed by a foreign government. The Fund may also invest in U.S. dollar-denominated obligations issued or guaranteed by any entity located or organized in a foreign country that maintains a short-term foreign currency rating in the highest short-term ratings category by the requisite number of nationally recognized statistical rating organizations ("NRSROs"). The Fund may not invest more than 25% of its total assets in the securities of any one foreign government.
- ⁵ Will only make such investments when yields on such securities are attractive compared to those of other taxable investments.
- ⁶ The Investment Adviser ordinarily expects that 100% of the Fund's assets will be invested in municipal obligations, but the Fund may invest in short-term taxable securities for temporary defensive purposes.
- ⁷ The Investment Adviser ordinarily expects that 100% of the Fund's assets will be invested in municipal obligations, but the Fund may invest in short-term taxable instruments, including repurchase agreements with the Federal Reserve Bank of New York, for temporary investment purposes.
- ⁸ This percentage limitation does not apply to a Fund's investments in investment companies that are money market funds (including exchange-traded funds) where a higher percentage limitation is permitted under the terms of an SEC exemptive order or SEC exemptive rule.
- ⁹ If such policy should change, private activity bonds subject to AMT would not exceed 20% of the Fund's net assets under normal market conditions.
- ¹⁰ No more than 25% of the value of the Fund's total assets may be invested in industrial development bonds or similar obligations where the non-governmental entities supplying the revenues from which such bonds or obligations are to be paid are in the same industry.
- ¹¹ First Tier Securities are (a) securities rated in the highest short-term rating category by at least two NRSROs, or if only one NRSRO has assigned a rating, by that NRSRO; (b) securities issued or guaranteed by, or otherwise allow a Fund under certain conditions to demand payment from, an entity with such ratings; or (c) securities subject to repurchase agreements that are collateralized by First Tier Securities. U.S. Government Securities are considered First Tier Securities. Securities without short-term ratings may be purchased if they are deemed to be of comparable quality by the Investment Adviser to First Tier Securities. In addition, a Fund may generally rely on the credit quality of the guarantee or demand feature in determining the credit quality of a security supported by a guarantee or demand feature.
- ¹² See "Taxation" for an explanation of the tax consequences summarized in the table above.
- ¹³ Taxable in many states except for interest income distributions from U.S. Treasury Obligations and certain U.S. Government Securities.
- ¹⁴ Taxable except for distributions from interest on obligations of an investor's state of residence in certain states.

Risks of the Funds

You could lose money by investing in a Fund. An investment in a Fund is not a bank deposit and is not insured or guaranteed by the Federal Deposit Insurance Corporation or any other government agency. The principal risks of each Fund are discussed in the Summary sections of the Prospectus. The following section provides additional information on the risks that apply to the Funds, which may result in a loss of your investment. A Fund should not be relied upon as a complete investment program. There can be no assurance that a Fund will achieve its investment objective.

	Financial Square Funds								Investor Funds	
	Institutional Funds			Government Funds					Retail Funds	
	Prime Obligations Fund	Money Market Fund	Tax-Exempt Money Market Fund	Treasury Obligations Fund	Treasury Instruments Fund	Treasury Solutions Fund	Government Fund	Federal Instruments Fund	Money Market Fund	Tax-Exempt Money Market Fund
✓ Principal Risk • Additional Risk										
Banking Industry	✓	✓							✓	
Credit/Default	✓	✓	✓	✓	✓	✓	✓	✓	✓	✓
Floating and Variable Rate Obligations	•	•	•	•	•	•	•	•	•	•
Floating NAV	✓	✓	✓							
Foreign	✓	✓							✓	
Geographic and Sector			✓							✓
Interest Rate	✓	✓	✓	✓	✓	✓	✓	✓	✓	✓
Large Shareholder Transactions	✓	✓	✓	✓	✓	✓	✓	✓	✓	✓
Liquidity	✓	✓	✓	✓	✓	✓	✓	✓	✓	✓
Management	•	•	•	•	•	•	•	•	•	•
Market	✓	✓	✓	✓	✓	✓	✓	✓	✓	✓
Municipal	✓	✓	✓						✓	✓
Stable NAV				✓	✓	✓	✓	✓	✓	✓
Tax			✓							✓
U.S. Government Securities	✓	✓					✓	✓	✓	

- Banking Industry Risk**—An adverse development in the banking industry (domestic or foreign) may affect the value of the Financial Square Prime Obligations Fund’s, Financial Square Money Market Fund’s and Investor Money Market Fund’s investments more than if the Funds were not invested to such a degree in the banking industry. The Financial Square Prime Obligations Fund, Financial Square Money Market Fund and Investor Money Market Fund may invest more than 25% of their total assets in bank obligations. Banks may be particularly susceptible to certain economic factors such as interest rate changes, adverse developments in the real estate market, fiscal and monetary policy and general economic cycles. For example, deteriorating economic and business conditions can disproportionately impact companies in the banking industry due to increased defaults on payments by borrowers. Moreover, political and regulatory changes can affect the operations and financial results of companies in the banking industry, potentially imposing additional costs and expenses or restricting the types of business activities of these companies.
- Credit/Default Risk**—An issuer or guarantor of a security held by a Fund, or a bank or other financial institution that has entered into a repurchase agreement with a Fund, may default on its obligation to pay interest and repay principal or default on any other obligation. Even if such an entity does not default on a payment, an instrument’s value may decline if the market believes that the entity has become less able or willing to make timely payments. In addition, with respect to the Financial Square Tax-Exempt

Money Market Fund and Investor Tax-Exempt Money Market Fund, this includes the risk of default on letters of credit, guarantees or insurance policies that back municipal securities.

The credit quality of a Fund's portfolio securities or instruments may meet the Fund's credit quality requirements at the time of purchase but then deteriorate thereafter, and such deterioration can occur rapidly. In certain instances, the downgrading or default of a single holding or guarantor of a Fund's holding may impair the Fund's liquidity and have the potential to cause significant deterioration in NAV.

- **Floating and Variable Rate Obligations Risk**—Floating rate and variable rate obligations are debt instruments issued by companies or other entities with interest rates that reset periodically (typically, daily, monthly, quarterly, or semi-annually) in response to changes in the market rate of interest on which the interest rate is based. For floating and variable rate obligations, there may be a lag between an actual change in the underlying interest rate benchmark and the reset time for an interest payment of such an obligation, which could harm or benefit the Funds, depending on the interest rate environment or other circumstances. In a rising interest rate environment, for example, a floating or variable rate obligation that does not reset immediately would prevent the Funds from taking full advantage of rising interest rates in a timely manner. However, in a declining interest rate environment, a Fund may benefit from a lag due to an obligation's interest rate payment not being immediately impacted by a decline in interest rates.

Certain floating and variable rate obligations have an interest rate floor feature, which prevents the interest rate payable by the security from dropping below a specified level as compared to a reference interest rate (the "reference rate"), such as LIBOR. Such a floor protects a Fund from losses resulting from a decrease in the reference rate below the specified level. However, if the reference rate is below the floor, there will be a lag between a rise in the reference rate and a rise in the interest rate payable by the obligation, and the Funds may not benefit from increasing interest rates for a significant amount of time.

- **Floating NAV Risk**—The Institutional Funds do not maintain a stable NAV per share. The value of an Institutional Fund's shares will be calculated to four decimal places (e.g., \$1.0000) and will fluctuate with changes in the market values of the Fund's portfolio securities. When you sell your shares, they may be worth more or less than what you originally paid for them. This may result in a capital gain or loss.
- **Foreign Risk**—The Financial Square Prime Obligations Fund's, Financial Square Money Market Fund's and Investor Money Market Fund's investments in foreign securities may be subject to risk of loss not typically associated with U.S. issuers. Loss may result because of more or less foreign government regulation, less public information, less liquid, developed or efficient trading markets, greater volatility and less economic, political and social stability in the countries in which the Fund invests. Loss may also result from, among other things, deteriorating economic and business conditions in other countries, including the United States, regional and global conflicts, sanctions, foreign taxes, confiscations, trade restrictions (including tariffs), expropriations and other government restrictions by the United States and other governments, higher transaction costs, difficulty enforcing contractual obligations or from problems in share registration, settlement or custody. The Financial Square Prime Obligations Fund, Financial Square Money Market Fund and Investor Money Market Fund may not invest more than 25% of their total assets in the securities of any one foreign government. For more information about these risks, see Appendix A.
- **Geographic and Sector Risk**—If a Fund invests a significant portion of its total assets in securities of issuers within the same state, geographic region or economic sector, an adverse economic, business, political, environmental or other development affecting that state, region or sector may affect the value of the Fund's investments more than if its investments were not so focused.
- **Interest Rate Risk**—During periods of rising interest rates, a Fund's yield (and the market value of its securities) will tend to be lower than prevailing market rates; in periods of falling interest rates, a Fund's yield will tend to be higher. The risks associated with increasing interest rates are heightened given that interest rates are near historic lows, but may be expected to increase in the future with unpredictable effects on the markets and the Fund's investments. A low interest rate environment poses additional risks to a Fund. Low yields on a Fund's portfolio holdings may have an adverse impact on the Fund's ability to provide a positive yield to its shareholders, pay expenses out of Fund assets, or, at times, maintain a stable \$1.00 share price or minimize the volatility of the Fund's NAV per share, as applicable. A wide variety of market factors can cause interest rates to rise, including central bank monetary policy, rising inflation and changes in general economic conditions. Fluctuations in interest rates may also affect the liquidity of fixed income securities and instruments held by a Fund.
- **Large Shareholder Transactions Risk**—A Fund may experience adverse effects when certain large shareholders, such as other funds, institutional investors (including those trading by use of non-discretionary mathematical formulas), financial intermediaries (who may make investment decisions on behalf of underlying clients and/or include a Fund in their investment model), individuals, accounts and Goldman Sachs affiliates, purchase or redeem large amounts of shares of a Fund. Such large shareholder redemptions may cause a Fund to sell portfolio securities at times when it would not otherwise do so, which may negatively impact a Fund's NAV and liquidity. Similarly, large Fund share purchases may adversely affect a Fund's performance to the extent that the Fund is

delayed in investing new cash and is required to maintain a larger cash position than it ordinarily would. These transactions may also accelerate the realization of taxable income to shareholders if such sales of investments resulted in gains, and may also increase transaction costs. In addition, a large redemption could result in a Fund's current expenses being allocated over a smaller asset base, leading to an increase in the Fund's expense ratio.

- **Liquidity Risk**—A Fund may make investments that are illiquid or that may become less liquid in response to market developments or adverse investor perceptions. While each Fund endeavors to maintain a high level of liquidity in its portfolio, the liquidity of portfolio securities can deteriorate rapidly due to credit events affecting issuers or guarantors, such as a credit rating downgrade, or due to general market conditions and a lack of willing buyers. When there is no willing buyer and investments cannot be readily sold at the desired time or price, a Fund may have to accept a lower price or may not be able to sell the instrument at all. An inability to sell one or more portfolio positions can adversely affect a Fund's ability to maintain a stable \$1.00 share price or increase the volatility of the Fund's NAV per share, as applicable, or prevent the Fund from being able to take advantage of other investment opportunities. Investments that are illiquid or that trade in lower volumes may be more difficult to value.

To the extent that the traditional dealer counterparties that engage in fixed income trading do not maintain inventories of bonds (which provide an important indication of their ability to "make markets") that keep pace with the growth of the bond markets over time, relatively low levels of dealer inventories could lead to decreased liquidity and increased volatility in the fixed income markets. Additionally, market participants other than a Fund may attempt to sell fixed income holdings at the same time as the Fund, which could cause downward pricing pressure and contribute to illiquidity.

Liquidity risk may also refer to the risk that a Fund will not be able to pay redemption proceeds within the allowable time period because of unusual market conditions, an unusually high volume of redemption requests, or other reasons. While each Fund reserves the right to meet redemption requests through in-kind distributions, the Fund may instead choose to raise cash to meet redemption requests through sales of portfolio securities or permissible borrowings. If a Fund is forced to sell securities at an unfavorable time and/or under unfavorable conditions, such sales may adversely affect the Fund's ability to maintain a stable \$1.00 share price or minimize the volatility of the Fund's NAV per share, as applicable.

Certain shareholders, including clients or affiliates of the Investment Adviser and/or other funds managed by the Investment Adviser, may from time to time own or control a significant percentage of a Fund's shares. These shareholders may include, for example, institutional investors, funds of funds, discretionary advisory clients, and other shareholders whose buy-sell decisions are controlled by a single decision maker. Redemptions by these shareholders of their shares of a Fund, or a high volume of redemption requests generally, may further increase the Fund's liquidity risk and may impact the Fund's NAV.

- **Management Risk**—A strategy used by the Investment Adviser may fail to produce the intended results.
- **Market Risk**—The market value of the securities in which the Fund invests may go up or down in response to the prospects of individual companies, particular sectors or governments and/or general economic conditions throughout the world. Price changes may be temporary or last for extended periods. A Fund's investments may be overweighted from time to time in one or more sectors (or countries, as applicable), which will increase the Fund's exposure to risk of loss from adverse developments affecting those sectors (or countries, as applicable).

Global economies and financial markets are becoming increasingly interconnected, and conditions and events in one country, region or financial market may adversely impact issuers in a different country, region or financial market. In addition, governmental and quasi-governmental organizations have taken a number of unprecedented actions designed to support the markets. Such conditions, events and actions may result in greater market risk.

- **Municipal Securities Risk**—Municipal securities are subject to credit/default risk, interest rate risk and certain additional risks. A Fund may be more sensitive to adverse economic, business or political developments if it invests a substantial portion of its assets in the debt securities of similar projects (such as those relating to education, health care, housing, transportation, and utilities), industrial development bonds, or in particular types of municipal securities (such as general obligation bonds, private activity bonds and moral obligation bonds). Specific risks are associated with different types of municipal securities. Certain of the municipalities in which a Fund may invest may experience significant financial difficulties, which may lead to bankruptcy or default.

With respect to general obligation bonds, the full faith, credit and taxing power of the municipality that issues a general obligation bond secures payment of interest and repayment of principal. Timely payments depend on the issuer's credit quality, ability to raise tax revenues and ability to maintain an adequate tax base. With respect to revenue bonds, payments of interest and principal are made only from the revenues generated by a particular facility, class of facilities or the proceeds of a special tax, or other revenue source, and depends on the money earned by that source. Private activity bonds are issued by municipalities and other public authorities to finance development of industrial facilities for use by a private enterprise. The private enterprise pays the principal

and interest on the bond, and the issuer does not pledge its full faith, credit and taxing power for repayment. If the private enterprise defaults on its payments, a Fund may not receive any income or get its money back from the investment. Moral obligation bonds are generally issued by special purpose public authorities of a state or municipality. If the issuer is unable to meet its obligations, repayment of these bonds becomes a moral commitment, but not a legal obligation, of the state or municipality. Municipal notes are shorter term municipal debt obligations. They may provide interim financing in anticipation of, and are secured by, tax collection, bond sales or revenue receipts. If there is a shortfall in the anticipated proceeds, the notes may not be fully repaid and a Fund may lose money. In a municipal lease obligation, the issuer agrees to make payments when due on the lease obligation. The issuer will generally appropriate municipal funds for that purpose, but is not obligated to do so. Although the issuer does not pledge its unlimited taxing power for payment of the lease obligation, the lease obligation is secured by the leased property. However, if the issuer does not fulfill its payment obligation it may be difficult to sell the property and the proceeds of a sale may not cover a Fund's loss.

In addition, third party credit quality or liquidity enhancements are frequently a characteristic of the structure of municipal securities purchased by money market funds. Problems encountered by such third parties (such as municipal security insurers or banks issuing a liquidity enhancement facility), including credit rating downgrades or changes in the market's perception of creditworthiness, may negatively impact a municipal security even though the related municipal issuer is not experiencing problems.

- **Stable NAV Risk**—The Government and Retail Funds may not be able to maintain a stable \$1.00 share price at all times. If any money market fund that intends to maintain a stable NAV fails to do so (or if there is a perceived threat of such a failure), other such money market funds, including a Government or Retail Fund, could be subject to increased redemption activity, which could adversely affect the Fund's NAV. A Government or Retail Fund may, among other things, reduce or withhold any income and/or gains generated from its investments to the extent necessary to maintain a stable \$1.00 share price. Shareholders of a Government or Retail Fund should not rely on or expect the Investment Adviser or an affiliate to purchase distressed assets from the Fund, make capital infusions into the Fund, enter into capital support agreements with the Fund or take other actions to help the Fund maintain a stable \$1.00 share price.
- **Tax Risk**—Future legislative or administrative changes or court decisions may materially affect the value of the Financial Square Tax-Exempt Money Market Fund's or the Investor Tax-Exempt Money Market Fund's portfolio holdings and/or the ability of a Fund to pay federal tax-exempt dividends. These Funds would not be suitable investments within IRAs, other tax-exempt or tax-deferred accounts, or for investors who are not sensitive to the federal tax consequences of their investments.
- **U.S. Government Securities Risk**—The U.S. government may not provide financial support to U.S. government agencies, instrumentalities or sponsored enterprises if it is not obligated to do so by law. Certain U.S. Government Securities, including securities issued by the Federal National Mortgage Association ("Fannie Mae"), Federal Home Loan Mortgage Corporation ("Freddie Mac") and Federal Home Loan Banks, are neither issued nor guaranteed by the U.S. Treasury and, therefore, are not backed by the full faith and credit of the United States. The maximum potential liability of the issuers of some U.S. Government Securities held by a Fund may greatly exceed their current resources, including any legal right to support from the U.S. Treasury. It is possible that issuers of U.S. Government Securities will not have the funds to meet their payment obligations in the future. Fannie Mae and Freddie Mac have been operating under conservatorship, with the Federal Housing Finance Administration ("FHFA") acting as their conservator, since September 2008. The entities are dependent upon the continued support of the U.S. Department of the Treasury and FHFA in order to continue their business operations. These factors, among others, could affect the future status and role of Fannie Mae and Freddie Mac and the value of their securities and the securities which they guarantee. Additionally, the U.S. government and its agencies and instrumentalities do not guarantee the market values of their securities, which may fluctuate.

More information about the Funds' portfolio securities and investment techniques, and their associated risks, is provided in Appendix A. You should consider the investment risks discussed in this section and in Appendix A. Both are important to your investment choice.

Service Providers

INVESTMENT ADVISERS

Investment Adviser	Financial Square Funds	Investor Funds
Goldman Sachs Asset Management, L.P. ("GSAM") 200 West Street New York, New York 10282	Prime Obligations Money Market Tax-Exempt Money Market Treasury Obligations Treasury Instruments Treasury Solutions Government Federal Instruments	Money Market Tax-Exempt Money Market

GSAM has been registered as an investment adviser with the SEC since 1990 and is an indirect, wholly-owned subsidiary of The Goldman Sachs Group, Inc. and an affiliate of Goldman Sachs. Founded in 1869, The Goldman Sachs Group, Inc. is a publicly-held financial holding company and a leading global investment banking, securities and investment management firm. As of September 30, 2017, GSAM, including its investment advisory affiliates, had assets under supervision of approximately \$1.25 trillion.

The Investment Adviser provides day-to-day advice regarding the Funds' portfolio transactions. The Investment Adviser makes the investment decisions for the Funds and places purchase and sale orders for the Funds' portfolio transactions in U.S. and foreign markets. As permitted by applicable law and exemptive relief obtained by the Investment Adviser, Goldman Sachs and the Funds, these orders may be directed to any broker-dealers, including Goldman Sachs and its affiliates. While the Investment Adviser is ultimately responsible for the management of the Funds, it is able to draw upon the research and expertise of its asset management affiliates for portfolio decisions and management with respect to certain portfolio securities. In addition, the Investment Adviser has access to the research and certain proprietary technical models developed by Goldman Sachs (subject to legal, internal, regulatory and Chinese Wall restrictions), and will apply quantitative and qualitative analysis in determining the appropriate allocations among categories of issuers and types of securities.

The Investment Adviser also performs the following additional services for the Funds (to the extent not performed by others pursuant to agreements with the Funds):

- Supervises all non-advisory operations of the Funds
- Provides personnel to perform necessary executive, administrative and clerical services to the Funds
- Arranges for the preparation of all required tax returns, reports to shareholders, prospectuses and statements of additional information and other reports filed with the SEC and other regulatory authorities
- Maintains the records of each Fund
- Provides office space and all necessary office equipment and services

An investment in a Fund may be negatively impacted because of the operational risks arising from factors such as processing errors and human errors, inadequate or failed internal or external processes, failures in systems and technology, changes in personnel, and errors caused by third-party service providers or trading counterparties. Although the Funds attempt to minimize such failures through controls and oversight, it is not possible to identify all of the operational risks that may affect a Fund or to develop processes and controls that completely eliminate or mitigate the occurrence of such failures. A Fund and its shareholders could be negatively impacted as a result.

Pursuant to SEC exemptive orders, certain Funds may enter into principal transactions in certain money market instruments, including repurchase agreements, with Goldman Sachs.

MANAGEMENT FEES AND OTHER EXPENSES

As compensation for its services and its assumption of certain expenses, the Investment Adviser is entitled to the following fees, computed daily and payable monthly, at the annual rates listed below (as a percentage of each respective Fund's average daily net assets):

	Contractual Rate	Actual Rate For the Fiscal Year Ended August 31, 2017*
Financial Square Funds		
Prime Obligations	0.205%	0.16%
Money Market	0.205%	0.16%
Tax-Exempt Money Market	0.205%	0.16%
Treasury Obligations	0.205%	0.18%
Treasury Instruments	0.205%	0.18%
Treasury Solutions	0.205%	0.18%
Government	0.205%	0.16%
Federal Instruments	0.205%	0.18%
Investor Funds		
Money Market Fund	0.205%	0.16%
Tax-Exempt Money Market Fund	0.205%	0.16%

* The Actual Rate may not correlate to the Contractual Rate as a result of management fee waivers that may be in effect from time to time.

The Investment Adviser has agreed to waive a portion of its Management Fee equal annually to 0.025% of the Financial Square Treasury Obligations Fund's, Financial Square Treasury Instruments Fund's, Financial Square Treasury Solutions Fund's and Financial Square Federal Instruments Fund's average daily net assets and equal annually to 0.045% of the Financial Square Prime Obligations Fund's, Financial Square Money Market Fund's, Financial Square Tax-Exempt Money Market Fund's, Financial Square Government Fund's, Investor Money Market Fund's and Investor Tax-Exempt Money Market Fund's average daily net assets. These waivers will remain in effect through at least December 29, 2018, and prior to such date the Investment Adviser may not terminate the arrangements without the approval of the Board of Trustees. These management fee waivers may be modified or terminated at any time at the option of the Investment Adviser and without shareholder approval after such date, although the Investment Adviser does not presently intend to do so.

In addition to the management fee waiver described above, the Investment Adviser may waive an additional portion of its management fee from time to time, and may discontinue or modify any such waivers in the future, consistent with the terms of any fee waiver arrangements in place. Due to the current low yield environment, the Investment Adviser may voluntarily waive a portion of its management fees, and these waivers may exceed what is stipulated in any fee waiver arrangements. These temporary waivers may be modified or terminated at any time at the option of the Investment Adviser, without shareholder approval.

The Investment Adviser has agreed to reduce or limit each Fund's "Other Expenses" (excluding acquired fund fees and expenses, administration fees, transfer agency fees and expenses, taxes, interest, brokerage fees, expenses of shareholder meetings, litigation and indemnification, and extraordinary expenses) equal on an annualized basis to 0.014% of each Fund's average daily net assets. A Fund's "Other Expenses" or "Total Annual Fund Operating Expenses" (as applicable) may be further reduced by any custody and transfer agency fee credits received by the Fund.

Each arrangement will remain in place through at least December 29, 2018, and prior to such date the Investment Adviser may not terminate the arrangements without the approval of the Board of Trustees. These expense limitations may be modified or terminated at any time at the option of the Investment Adviser and without shareholder approval after such date, although the Investment Adviser does not presently intend to do so.

A discussion regarding the basis for the Board of Trustees' approval of the Management Agreements for the Funds in 2017 is available in the Funds' Annual Report dated August 31, 2017.

DISTRIBUTOR AND TRANSFER AGENT

Goldman Sachs, 200 West Street, New York, NY 10282, serves as the exclusive distributor (the "Distributor") of each Fund's shares. Goldman Sachs, 71 S. Wacker Drive, Chicago, IL 60606, also serves as each Fund's transfer agent (the "Transfer Agent") and, as such, performs various shareholder servicing functions.

For its transfer agency services, Goldman Sachs is entitled to receive a transfer agency fee equal, on an annualized basis, to 0.01% of average daily net assets of each Fund. Due to the current low yield environment, Goldman Sachs may voluntarily agree to waive all or a portion of a Fund's transfer agency fees. These temporary waivers may be modified or terminated at any time at the option of Goldman Sachs, without shareholder approval.

From time to time, Goldman Sachs or any of its affiliates may purchase and hold shares of the Funds. Goldman Sachs and its affiliates reserve the right to redeem at any time some or all of the shares acquired for their own account.

ACTIVITIES OF GOLDMAN SACHS AND ITS AFFILIATES AND OTHER ACCOUNTS MANAGED BY GOLDMAN SACHS

The involvement of the Investment Adviser, Goldman Sachs and their affiliates in the management of, or their interest in, other accounts and other activities of Goldman Sachs may present conflicts of interest with respect to a Fund or limit a Fund's investment activities. Goldman Sachs is a worldwide, full service investment banking, broker dealer, asset management and financial services organization and a major participant in global financial markets that provides a wide range of financial services to a substantial and diversified client base that includes corporations, financial institutions, governments and high-net-worth individuals. As such, it acts as an investor, investment banker, research provider, investment manager, financier, adviser, market maker, trader, prime broker, lender, agent and principal. In those and other capacities, Goldman Sachs advises clients in all markets and transactions and purchases, sells, holds and recommends a broad array of investments, including securities, derivatives, loans, commodities, currencies, credit default swaps, indices, baskets and other financial instruments and products for its own account or for the accounts of its customers and has other direct and indirect interests in the global fixed income, currency, commodity, equities, bank loans and other markets in which the Funds may directly and indirectly invest. Thus, it is likely that the Funds will have multiple business relationships with and will invest in, engage in transactions with, make voting decisions with respect to, or obtain services from entities for which Goldman Sachs performs or seeks to perform investment banking or other services. The Investment Adviser and/or certain of its affiliates are the managers of the Goldman Sachs Funds. The Investment Adviser and its affiliates earn fees from this and other relationships with the Funds. Although those fees are generally based on asset levels, the fees are not directly contingent on Fund performance, and Goldman Sachs would still receive significant compensation from the Funds even if shareholders lose money. Goldman Sachs and its affiliates engage in proprietary trading and advise accounts and funds which have investment objectives similar to those of the Funds and/or which engage in and compete for transactions in the same types of securities, currencies and instruments as the Funds. Goldman Sachs and its affiliates will not have any obligation to make available any information regarding their proprietary activities or strategies, or the activities or strategies used for other accounts managed by them, for the benefit of the management of the Funds. The results of a Fund's investment activities, therefore, may differ from those of Goldman Sachs, its affiliates, and other accounts managed by Goldman Sachs, and it is possible that a Fund could sustain losses during periods in which Goldman Sachs and its affiliates and other accounts achieve significant profits on their trading for Goldman Sachs or other accounts. In addition, the Funds may enter into transactions in which Goldman Sachs or its other clients have an adverse interest. For example, a Fund may take a long position in a security at the same time that Goldman Sachs or other accounts managed by the Investment Adviser take a short position in the same security (or vice versa). These and other transactions undertaken by Goldman Sachs, its affiliates or Goldman Sachs-advised clients may, individually or in the aggregate, adversely impact the Funds. Transactions by one or more Goldman Sachs-advised clients or the Investment Adviser may have the effect of diluting or otherwise disadvantaging the values, prices or investment strategies of the Funds. A Fund's activities may be limited because of regulatory restrictions applicable to Goldman Sachs and its affiliates, and/or their internal policies designed to comply with such restrictions. As a global financial services firm, Goldman Sachs also provides a wide range of investment banking and financial services to issuers of securities and investors in securities. Goldman Sachs, its affiliates and others associated with it may create markets or specialize in, have positions in and effect transactions in, securities of issuers held by the Funds, and may also perform or seek to perform investment banking and financial services for those issuers. Goldman Sachs and its affiliates may have business relationships with and purchase or distribute or sell services or products from or to distributors, consultants or others who recommend the Funds or who engage in transactions with or for the Funds. For more information about conflicts of interest, see the SAI.

Distributions

Distributions will be distributed monthly. You may choose to have distributions paid in:

- Cash
- Additional shares of the same Fund
- Shares of a similar or an equivalent class of another Goldman Sachs Fund.

Special restrictions may apply. See the SAI.

You may indicate your election on your account application. Any changes may be submitted in writing or via telephone, in some instances, to the Transfer Agent (either directly or through your Intermediary) at any time. If you do not indicate any choice, dividends and distributions will be reinvested automatically in the applicable Fund.

The election to reinvest distributions in additional shares will not affect the tax treatment of such distributions, which will be treated as received by you and then used to purchase the shares.

All or substantially all of each Fund's net investment income will be declared as a dividend daily. Distributions will normally, but not always, be declared as of the following times:

Financial Square Funds	Dividend Declaration Time (Eastern Time)
Prime Obligations	3:00 p.m.
Money Market	3:00 p.m.
Tax-Exempt Money Market	2:00 p.m.
Treasury Obligations	5:00 p.m.
Treasury Instruments	3:00 p.m.
Treasury Solutions	3:00 p.m.
Government	5:00 p.m.
Federal Instruments	3:00 p.m.
Investor Funds	
Money Market	5:00 p.m.
Tax-Exempt Money Market	2:00 p.m.

Distributions will be reinvested as of the last calendar day of each month. Cash distributions normally will be paid on or about the first business day of each month. Net short-term capital gains, if any, will be distributed in accordance with federal income tax requirements and may be reflected in a Fund's daily declared dividends. Net short-term capital gains may at times represent a significant component of the Funds' daily declared dividends (*e.g.*, during periods of extremely low interest rates). Each Fund may distribute at least annually other realized capital gains, if any, after reduction by available realized capital losses.

In order to avoid excessive fluctuations in the amount of monthly capital gains distributions, a Fund may defer or accelerate the timing of the distributions of short-term capital gains (or any portion thereof). In addition, a Fund may reduce or withhold any income and/or realized gains generated from its investments to the extent necessary to maintain a stable \$1.00 share price or minimize principal volatility.

The realized gains and losses are not expected to be of an amount which would affect a Government or Retail Fund's NAV of \$1.00 per share.

Shareholder Guide

The following section will provide you with answers to some of the most frequently asked questions regarding buying and selling the Funds' Administration Shares. Certain features of Administration Shares, including whether they transact at a fluctuating or stable \$1.00 share price, depend on a Fund's classification as either an "institutional," "government" or "retail" fund, as shown below:

Financial Square Funds

Institutional Funds

- Money Market Fund
- Prime Obligations Fund
- Tax-Exempt Money Market Fund

Government Funds

- Federal Instruments Fund
- Government Money Market Fund
- Treasury Instruments Fund
- Treasury Obligations Fund
- Treasury Solutions Fund

Investor Funds

Retail Funds

- Money Market Fund
- Tax-Exempt Money Market Fund

HOW TO BUY SHARES

How Can I Purchase Administration Shares Of The Funds?

Generally, Administration Shares may be purchased only through certain intermediaries, including banks, trust companies, brokers, registered investment advisers and other financial institutions ("Intermediaries"). Certain Intermediaries have been authorized by Goldman Sachs Trust (the "Trust") to accept purchase, redemption or exchange orders on behalf of the Funds (except the Financial Square Money Market Fund) for their customers ("Authorized Institutions"). You should contact your Intermediary to learn whether it is authorized to accept orders on behalf of the Funds (*i.e.*, an Authorized Institution). Generally, shareholders may not buy Administration Shares directly from a Fund.

Customers of an Intermediary will normally give their order instructions to the Intermediary, and the Intermediary will, in turn, place the order with the Transfer Agent. Intermediaries are responsible for transmitting accepted orders and payments to the Transfer Agent within the time period agreed upon by them and will set times by which orders and payments must be received by them from their customers. The Trust, Transfer Agent, Investment Adviser and their affiliates will not be responsible for any loss in connection with orders that are not transmitted to the Transfer Agent by an Intermediary on a timely basis.

A Fund will be deemed to have received an order for purchase, redemption or exchange of Fund shares when the order is accepted in "proper form" by the Transfer Agent (or, if applicable, by an Authorized Institution) on a business day, and the order will be priced at the Fund's current NAV per share next determined after acceptance by the Transfer Agent (or, if applicable, by an Authorized Institution). Orders that are transmitted by mail or fax will be priced at a Fund's current NAV per share determined on the day on which the order is received and accepted in proper form by the Transfer Agent. Generally, these orders will be priced at the last NAV per share determined on that day. For shareholders that place trades directly with a Fund's Transfer Agent, proper form generally means that specific trade details and customer identifying information must be received by the Transfer Agent at the time an order is submitted. Intermediaries of the Funds may have different requirements regarding what constitutes proper form for trade instructions. Please contact your Intermediary for more information.

To place an order for Fund shares, Intermediaries should either:

- Place an order with Goldman Sachs at 1-800-621-2550 and wire federal funds;
- Place an order through certain electronic trading platforms, if available (*e.g.*, National Securities Clearing Corporation (NSCC)) (the NSCC is not available for orders for the Financial Square Money Market Fund); or
- With respect to shares of a Government or Retail Fund only, send a check payable to Goldman Sachs Funds—(Name of Fund and Class of Shares), P.O. Box 06050, Chicago, IL 60606-6306. The Funds will not accept checks drawn on foreign banks, third party checks, temporary checks, cash or cash equivalents, *e.g.*, cashier's checks, official bank checks, money orders, traveler's cheques or credit card checks. In limited situations involving the transfer of retirement assets, the Funds may accept cashier's checks or official bank checks. It is expected that checks will be converted to federal funds within two business days of receipt. Checks will not be accepted by an Institutional Fund.

It is strongly recommended that payment for all Administration Shares be effected by wiring federal funds.

Who May Purchase Administration Shares Of The Retail Funds?

Investments in the Retail Funds are limited to accounts beneficially owned by natural persons. Natural persons are permitted to invest in the Retail Funds through certain tax-advantaged savings accounts, trusts and other retirement and investment accounts, including, for example:

- Participant-directed defined contribution plans;
- Individual retirement accounts;
- Simplified employee pension arrangements;
- Simple retirement accounts;
- Custodial accounts;
- Deferred compensation plans for government or tax-exempt organization employees;
- Archer medical savings accounts;
- College savings plans;
- Health savings account plans;
- Ordinary trusts and estates of natural persons; or
- Certain other retirement and investment accounts having an institutional decision maker (*e.g.*, a plan sponsor in certain retirement arrangements or an investment adviser managing discretionary investment accounts).

In order to make an initial investment in a Retail Fund, you must furnish to the Transfer Agent or your Intermediary an account application that provides certain information (*e.g.*, Social Security Number or government-issued identification, such as a driver's license or passport) that confirms your eligibility to invest in the Fund. Accounts that are not beneficially owned by natural persons (for example, accounts not associated with a Social Security Number), such as those opened by businesses, including small businesses, defined benefit plans and endowments, are not eligible to invest in the Retail Funds. Accounts that are not eligible to invest in the Retail Funds will be involuntarily redeemed from the Funds.

Intermediaries are required to adopt and implement policies, procedures and internal controls reasonably designed to limit all beneficial owners of a Retail Fund to natural persons and, upon request, provide the Fund with satisfactory evidence that such policies, procedures and internal controls are in place. In addition, Intermediaries are required to involuntarily redeem their customers that do not satisfy the eligibility requirements, as set forth above.

What Should I Know When I Purchase Administration Shares Through An Intermediary?

If shares of a Fund are held in an account maintained and serviced by your Intermediary, all recordkeeping, transaction processing and payments of distributions relating to your account will be performed by your Intermediary, and not by the Fund and its Transfer Agent. Since the Fund will have no record of your transactions, you should contact your Intermediary to purchase, redeem or exchange shares, to make changes in or give instructions concerning your account or to obtain information about your account. The transfer of shares from an account with one Intermediary to an account with another Intermediary involves special procedures and may require you to obtain historical purchase information about the shares in the account from Intermediary. If your Intermediary's relationship with Goldman Sachs is terminated, and you do not transfer your account to another Intermediary, the Trust reserves the right to redeem your shares. The Trust will not be responsible for any loss in an investor's account or tax liability resulting from a redemption.

Intermediaries that invest in shares on behalf of their customers may charge fees directly to their customer accounts in connection with their investments. You should contact your Intermediary for information regarding such charges, as these fees, if any, may affect the return such customers realize with respect to their investments. These Intermediaries may receive payments from the Funds or Goldman Sachs for the services provided by them with respect to Administration Shares. These payments may be in addition to other payments borne by the Funds.

Intermediaries may provide the following services in connection with their customers' investments in Administration Shares:

- Administration services
 - Act, directly or through an agent, as the sole shareholder of record
 - Maintain account records for customers
 - Process orders to purchase, redeem and exchange shares for customers
 - Process confirmation statements and payments for customers

Pursuant to an administration plan adopted by the Board, Intermediaries are entitled to receive payments for their services from the Trust. These payments are equal to 0.25% (annualized) of the average daily net assets of the Administration Shares of the Funds that are attributable to or held in the name of an Intermediary for its customers. Due to the current low yield environment, Goldman

Sachs may voluntarily agree to waive all or a portion of a Fund’s administration fees. These temporary waivers may be modified or terminated at any time at the option of Goldman Sachs, without shareholder approval.

The Investment Adviser, Distributor and/or their affiliates may make payments or provide services to Intermediaries to promote the sale, distribution and/or servicing of shares of the Funds and other Goldman Sachs Funds. These payments are made out of the Investment Adviser’s, Distributor’s and/or their affiliates’ own assets, and are not an additional charge to the Fund. The payments are in addition to the administration fees described in the Prospectus. Such payments are intended to compensate Intermediaries for, among other things: marketing shares of the Funds and other Goldman Sachs Funds, which may consist of payments relating to the Funds’ inclusion on preferred or recommended fund lists or in certain sales programs sponsored by the Intermediaries; access to an Intermediary’s registered representatives or salespersons, including at conferences and other meetings; assistance in training and education of personnel; marketing support; the provision of analytical or other data to the Investment Adviser or its affiliates relating to sales of shares of the Fund and other Goldman Sachs Funds; and/or other specified services intended to assist in the distribution and marketing of the Funds and other Goldman Sachs Funds, including provision of consultative services to the Investment Adviser or its affiliates relating to marketing and/or sale of shares of the Fund and other Goldman Sachs Funds. These payments may also, to the extent permitted by applicable regulations, contribute to various non-cash and cash incentive arrangements to promote the sale of Administration Shares, as well as sponsor various educational programs, sales contests and/or promotions. The payments by the Investment Adviser, Distributor and/or their affiliates, which are in addition to the fees paid for these services by the Funds, may also compensate Intermediaries for sub-accounting, sub-transfer agency, administrative and/or shareholder processing services. These additional payments may exceed amounts earned on these assets by the Investment Adviser, Distributor and/or their affiliates for the performance of these or similar services. The amount of these additional payments is normally not expected to exceed 0.50% (annualized) of the amount sold or invested through the Intermediaries. In addition, certain Intermediaries may have access to certain services from the Investment Adviser, Distributor and/or their affiliates, including research reports and economic analysis, and portfolio analysis tools. In certain cases, Intermediaries may not pay for these services. Please refer to the “Payments to Intermediaries” section of the SAI for more information about these payments and services.

The payments made by the Investment Adviser, Distributor and/or their affiliates and the services provided by an Intermediary may differ for different Intermediaries. The presence of these payments, receipt of these services and the basis on which an Intermediary compensates its registered representatives or salespersons may create an incentive for a particular Intermediary, registered representative or salesperson to highlight, feature or recommend Funds based, at least in part, on the level of compensation paid. You should contact your Intermediary for more information about the payments it receives and any potential conflicts of interest.

In addition to Administration Shares, each Fund also offers other classes of shares to investors. These other share classes are subject to different fees and expenses (which affect performance) and are entitled to different services than Administration Shares. Information regarding these other share classes may be obtained from your Intermediary or from Goldman Sachs by calling the number on the back cover of the Prospectus.

What Is My Minimum Investment In The Funds?

Minimum initial investment	\$10 million in Administration Shares of a Fund alone or in combination with other assets under the management of GSAM and its affiliates
Minimum additional investment	No minimum

The minimum investment requirement is applied only at the intermediary level, and is not applied to clients individually, for the following groups of investors: (i) clients of bank or brokerage intermediaries offering capital market or treasury services to corporations, non-profit organizations, certain other institutional clients and, under certain limited circumstances, high-net worth individuals; (ii) current or former clients of discretionary investment programs offered by banks, broker-dealers, or other financial intermediaries; and (iii) certain brokerage clients as determined from time to time by the Investment Adviser and/or the Distributor. In determining the minimum investment requirement, client assets may be aggregated with assets of its subsidiaries and certain affiliates, if applicable.

The minimum investment requirement does not apply to certain section 401(k), profit sharing, money purchase pension, tax-sheltered annuity, defined benefit pension, or other employee benefit plans that are sponsored by one or more employers (including governmental or church employers) or employee organizations.

An Intermediary may, however, impose a different minimum amount for initial and additional investments in Administration Shares, and may establish other requirements such as a minimum account balance. An Intermediary may redeem Administration Shares held by non-complying accounts, and may impose a charge for any special services.

The minimum investment requirement may be waived for current and former officers, partners, directors or employees of Goldman Sachs and/or any of its affiliates and any Trustee or officer of the Trust. Please see “Shares of the Trust” in the SAI for additional information about minimum investments.

What Else Should I Know About Share Purchases?

The Trust reserves the right to:

- Refuse to open an account or require an Intermediary to refuse to open an account if you fail to (i) provide a taxpayer identification number, a Social Security Number or other government-issued identification (*e.g.*, for an individual, a driver’s license or passport); or (ii) certify that such number or other information is correct (if required to do so under applicable law).
- Reject or restrict any purchase or exchange order by a particular purchaser (or group of related purchasers) for any reason in its discretion. With respect to the Retail Funds, this includes when the Trust or Intermediary cannot reasonably verify that the purchaser is a natural person or acting on behalf of an account beneficially owned by a natural person.
- Close a Fund to new investors from time to time and reopen any such Fund whenever it is deemed appropriate by the Investment Adviser.
- Provide for, modify or waive the minimum investment requirements.
- Modify the manner in which Administration Shares are offered.

The Board has not adopted policies and procedures with respect to frequent purchases and redemptions of Fund shares in light of the nature and high quality of the Funds’ investments.

Shares of the Funds are only registered for sale in the United States and certain of its territories. Generally, shares of the Funds will only be offered or sold to “U.S. persons” and all offerings or other solicitation activities will be conducted within the United States, in accordance with the rules and regulations of the Securities Act of 1933, as amended (“Securities Act”).

A Fund may allow you to purchase shares through an Intermediary with securities instead of cash if consistent with the Fund’s investment policies and operations and approved by the Investment Adviser.

Notwithstanding the foregoing, the Trust and Goldman Sachs reserve the right to reject or restrict purchase or exchange requests from any investor. The Trust and Goldman Sachs will not be liable for any loss resulting from rejected purchase or exchange orders.

Please be advised that abandoned or unclaimed property laws for certain states (to which your account may be subject) require financial organizations to transfer (escheat) unclaimed property (including shares of a Fund) to the appropriate state if no activity occurs in an account for a period of time specified by state law.

Customer Identification Program. Federal law requires the Funds to obtain, verify and record identifying information for certain investors, which will be reviewed solely for customer identification purposes, which may include the name, residential or business street address, date of birth (for an individual), Social Security Number or taxpayer identification number or other information, for each investor who opens an account directly with the Funds. Applications without the required information may not be accepted by the Funds. Throughout the life of your account, the Funds may request updated identifying information in accordance with their Customer Identification Program. After accepting an application, to the extent permitted by applicable law or their Customer Identification Program, the Funds reserve the right to: (i) place limits on transactions in any account until the identity of the investor is verified; (ii) refuse an investment in the Funds; or (iii) involuntarily redeem an investor’s shares and close an account in the event that the Funds are unable to verify an investor’s identity or are unable to obtain all required information. The Funds and their agents will not be responsible for any loss or any tax liability in an investor’s account resulting from the investor’s delay in providing all required information or from closing an account and redeeming an investor’s shares pursuant to their Customer Identification Program.

How Are Shares Priced?

The price you pay when you buy shares is a Fund’s next-determined NAV per share after the Transfer Agent (or, if applicable, an Authorized Institution) has received and accepted your order in proper form. The price you receive when you sell shares is a Fund’s next-determined NAV per share after the Transfer Agent (or, if applicable, an Authorized Institution) has received and accepted your order in proper form, with the redemption proceeds reduced by any applicable charges. The Funds generally calculate NAV as follows:

$$\text{NAV} = \frac{\text{(Value of Assets of the Class)} - \text{(Liabilities of the Class)}}{\text{Number of Outstanding Shares of the Class}}$$

- **Institutional Funds**—Each Institutional Fund is required to price its shares at a NAV per share reflecting market-based values of its portfolio holdings (*i.e.*, at a “floating” NAV) rounded to the fourth decimal place (*e.g.*, \$1.0000). An Institutional Fund’s investments for which market quotations are readily available are valued at market value on the basis of quotations provided by pricing services or securities dealers. If accurate quotations are not readily available, if an Institutional Fund’s accounting agent is unable for other reasons to facilitate pricing of individual securities or calculate the Fund’s NAV, or if the Investment Adviser believes that such quotations do not accurately reflect fair value, the fair value of the Fund’s investments may be determined in good faith under valuation procedures established by the Board. Thus, such pricing may be based on subjective judgments and it is possible that the prices resulting from such valuation procedures may differ materially from the value realized on a sale. The securities in which a Fund invests do not typically have readily available market quotations because these securities are not actively traded in the secondary markets.

Using fair valuation involves the risk that the values used by a Fund to price its investments may be different from those used by other investment companies and investors to price the same investments.

Fixed income securities are generally valued on the basis of prices (including evaluated prices) and quotations provided by pricing services or securities dealers. Pricing services may use matrix pricing or valuation models, which utilize certain inputs and assumptions, including, but not limited to, yield or price with respect to comparable fixed income securities, to determine current value.

Investments in other open-end registered investment companies (if any), excluding investments in ETFs, are valued based on the NAV of those open-end registered investment companies (which may use fair value pricing as discussed in their prospectuses). Investments in ETFs will be valued at the last sale price or official closing price on the exchange on which they are principally traded.

- **Government and Retail Funds**—The Government and Retail Funds seek to maintain a stable NAV per share of \$1.00 based on the amortized cost method of valuation. This method involves valuing an instrument at its cost and thereafter applying a constant amortization to maturity of any discount or premium, regardless of the impact of fluctuating interest rates on the market value of the investment. Amortized cost will normally approximate market value. There can be no assurance that a Fund will be able at all times to maintain a stable NAV per share of \$1.00.

The NAV per share of each share class of the Funds is generally calculated by the Funds’ accounting agent at the following times on each business day:

Fund	Daily NAV Calculation Time(s)
<ul style="list-style-type: none"> ■ Financial Square Tax-Exempt Money Market ■ Investor Tax-Exempt Money Market 	2:00 p.m. Eastern Time
<ul style="list-style-type: none"> ■ Financial Square Prime Obligations ■ Financial Square Federal Instruments ■ Financial Square Treasury Instruments ■ Financial Square Treasury Solutions 	3:00 p.m. Eastern Time
<ul style="list-style-type: none"> ■ Financial Square Government ■ Financial Square Treasury Obligations ■ Investor Money Market 	5:00 p.m. Eastern Time
<ul style="list-style-type: none"> ■ Financial Square Money Market 	8:00 a.m., 12:00 p.m. and 3:00 p.m. Eastern Time

- Shares may also be priced periodically throughout the day by the Funds’ accounting agent. Except as provided below, Fund shares will be priced on any day the New York Stock Exchange is open, except for days on which the Federal Reserve Bank is closed for local holidays. Shares of the Government and Retail Funds may be priced by the Funds’ accounting agent on days on which the Federal Reserve Bank is closed for local holidays (*i.e.*, Columbus Day and Veterans Day). Fund shares will generally not be priced on any day the New York Stock Exchange is closed, although Fund shares may be priced on days when the New York Stock Exchange is closed if the Securities Industry and Financial Markets Association (“SIFMA”) recommends that the bond markets remain open for all or part of the day.
- On any business day when the SIFMA recommends that the bond markets close early, each Fund reserves the right to close at or prior to the SIFMA recommended closing time. If a Fund does so, it will cease granting same business day credit for purchase and redemption orders received after the Fund’s closing time and credit will be given on the next business day.

- The Trust reserves the right to advance the time by which purchase and redemption orders must be received for same business day credit as otherwise permitted by the SEC.

Most money market securities settle on the same day as they are traded and are required to be recorded and factored into the Fund’s NAV on the trade date (T). Investment transactions not settling on the same day as they are traded may be recorded and factored into a Fund’s first scheduled NAV calculation on the business day following trade date (T+1), consistent with industry practice. The use of T+1 accounting generally does not, but may, result in a NAV that differs materially from the NAV that would result if all transactions were reflected on their trade dates.

Note: The time at which transactions and shares are priced and the time by which orders must be received may be changed in case of an emergency or if regular trading on the New York Stock Exchange and/or the bond markets stopped at a time other than its regularly scheduled closing time. In the event the New York Stock Exchange and/or the bond markets do not open for business, the Trust may, but is not required to, open one or more Funds for purchase, redemption and exchange transactions if the Federal Reserve wire payment system is open. To learn whether a Fund is open for business during this situation, please call the appropriate phone number found on the back cover of the Prospectus.

Each Fund relies on various sources to calculate its NAV. The ability of the Funds’ accounting agent to calculate the NAV per share of each share class of the Funds is subject to operational risks associated with processing or human errors, systems or technology failures, and errors caused by third party service providers, data sources, or trading counterparties. Such failures may result in delays in the calculation of a Fund’s NAV and/or the inability to calculate NAV over extended time periods. The Funds may be unable to recover any losses associated with such failures, and it may be necessary for alternative procedures to be followed to price portfolio securities when determining a Fund’s NAV. These risks are heightened for the Financial Square Money Market Fund, which generally prices its shares multiple times per day. In the event of operational or other disruptions or the imposition of a liquidity fee or redemption gate, the Board has the ability to suspend one or more pricing times of the Financial Square Money Market Fund and designate a new time at which the Fund’s NAV per share will be calculated once per day without prior notice.

When Do Shares Begin Earning Dividends?

If a purchase order is received by the Transfer Agent (or, if applicable, the Authorized Institution) on a business day by the deadline specified below and payment in federal funds is wired to and received by the Fund by the close of the Federal Reserve wire transfer system (normally, 6:00 p.m. Eastern Time), then dividends will begin to accrue on the same business day that the wire purchase order is received:

Fund	Deadline for Same Business Day Dividend Accrual
<ul style="list-style-type: none"> ■ Financial Square Tax-Exempt Money Market ■ Investor Tax-Exempt Money Market 	2:00 p.m. Eastern Time
<ul style="list-style-type: none"> ■ Financial Square Money Market ■ Financial Square Prime Obligations ■ Financial Square Federal Instruments ■ Financial Square Treasury Instruments ■ Financial Square Treasury Solutions 	3:00 p.m. Eastern Time
<ul style="list-style-type: none"> ■ Financial Square Government ■ Financial Square Treasury Obligations ■ Investor Money Market 	5:00 p.m. Eastern Time

If payment is received on a business day after the deadline specified above, you will not earn dividends on the day the purchase order is received. Also, in the event a purchase order is placed by the deadline specified above but an anticipated wire payment is not received by the Fund by the close of the Federal Reserve wire transfer system that same day, your purchase will be cancelled and you may be liable for any resulting losses or fees incurred by the Fund, the Transfer Agent, or the Fund’s custodian. For purchase orders accompanied by check, dividends will normally begin to accrue within two business days of the Transfer Agent’s receipt of the check.

HOW TO SELL SHARES

How Can I Sell Administration Shares Of The Funds?

Generally, Administration Shares may be sold (redeemed) only through Intermediaries. Customers of an Intermediary will normally give their redemption instructions to the Intermediary, and the Intermediary will, in turn, place the order with the Transfer Agent. On any business day a Fund is open, the Fund will generally redeem its Administration Shares upon request at their NAV per share next-determined after the Transfer Agent (or, if applicable, the Authorized Institution) has received and accepted a redemption order in proper form, as described under “*How To Buy Shares—How Can I Purchase Administration Shares Of The Funds?*” above.

Redemptions may be requested via electronic trading platform (through your Intermediary), in writing or by telephone (unless the Intermediary opts out of the telephone redemption privilege on the account application). A Fund may transfer redemption proceeds to an account with your Intermediary. In the alternative, your Intermediary may request that redemption proceeds be sent to you by check or wire (if the wire instructions are designated in the current records of the Transfer Agent). You should contact your Intermediary to discuss redemptions and redemption proceeds.

Redemptions from an Institutional or Retail Fund may be subject to a liquidity fee or redemption gate imposed by the Fund, as described under “*How To Sell Shares—What Are The Potential Restrictions On Institutional And Retail Fund Redemptions?*” below.

When Do I Need A Medallion Signature To Redeem Shares?

Generally, a redemption request must be in writing and signed by an authorized person with a Medallion signature guarantee if:

- You would like the redemption proceeds sent to an address that is not your address of record; or
- You would like the redemption proceeds sent to a domestic bank account that is not designated in the current records of the Transfer Agent.

A Medallion signature guarantee must be obtained from a bank, brokerage firm or other financial intermediary that is a member of an approved Medallion Guarantee Program or that is otherwise approved by the Trust. A notary public cannot provide a Medallion signature guarantee. The written request may be confirmed by telephone with both the requesting party and the designated Intermediary to verify instructions. Additional documentation may be required.

What Do I Need To Know About Telephone Redemption Requests?

The Trust, the Distributor and the Transfer Agent will not be liable for any loss you may incur in the event that the Trust accepts unauthorized telephone redemption requests that the Trust reasonably believes to be genuine. The Trust may accept telephone redemption instructions from any person identifying himself or herself as the owner of an account or the owner’s registered representative where the owner has not declined in writing to use this service. Thus, you risk possible losses if a telephone redemption is not authorized by you.

In an effort to prevent unauthorized or fraudulent redemption and exchange requests by telephone, Goldman Sachs employs reasonable procedures specified by the Trust to confirm that such instructions are genuine. The following general policies are currently in effect:

- Telephone requests are recorded.
- Proceeds of telephone redemption requests will be sent to your address of record or authorized account designated in the current records of the Transfer Agent (unless you provide written instructions and a Medallion signature guarantee, indicating another address or account).
- For the 30-day period following a change of address, telephone redemptions will only be filled by a wire transfer to the authorized account designated in the current records of the Transfer Agent (see immediately preceding bullet point). In order to receive the redemption by check during this time period, the redemption request must be in the form of a written letter (a Medallion signature guarantee may be required).
- The telephone redemption option does not apply to Administration Shares held in an account maintained and serviced by your Intermediary. If your Administration Shares are held in an account with an Intermediary, you should contact your registered representative of record, who may make telephone redemptions on your behalf.
- The telephone redemption option may be modified or terminated at any time without prior notice.

Note: It may be difficult to make telephone redemptions in times of unusual economic or market conditions.

When Will Redemption Proceeds Be Paid?

Redemption proceeds will normally be paid to the domestic bank account designated in the current records of the Transfer Agent, on the same day of the redemption order, if the redemption order is accepted in proper form by the Transfer Agent or your Authorized Institution, if any, by the times listed in the chart below:

Fund Receives Redemption Request	Redemption Proceeds	Dividends
<ul style="list-style-type: none"> ■ Financial Square Tax-Exempt Money Market ■ Investor Tax-Exempt Money Market 		
<ul style="list-style-type: none"> ■ By 2:00 p.m. Eastern Time 	Wired same business day	Not earned on day request is accepted
	Checks sent next business day	Earned on day request is accepted
<ul style="list-style-type: none"> ■ Financial Square Money Market ■ Financial Square Prime Obligations ■ Financial Square Federal Instruments ■ Financial Square Treasury Instruments ■ Financial Square Treasury Solutions 		
<ul style="list-style-type: none"> ■ By 3:00 p.m. Eastern Time 	Wired same business day	Not earned on day request is accepted
	Checks sent next business day	Earned on day request is accepted
<ul style="list-style-type: none"> ■ Financial Square Government ■ Financial Square Treasury Obligations ■ Investor Money Market 		
<ul style="list-style-type: none"> ■ By 5:00 p.m. Eastern Time 	Wired same business day	Not earned on day request is accepted
	Checks sent next business day	Earned on day request is accepted

Redemption proceeds will normally be paid by the close of the Federal Reserve wire transfer system (normally, 6:00 p.m. Eastern Time). You will not earn a dividend on the day a redemption order is accepted, except for redemption proceeds paid by check, which earn a dividend on the day a redemption order is accepted.

- Although redemption proceeds will normally be paid as described above, under certain circumstances (such as unusual market conditions or in cases of very large redemptions or excessive trading), redemption proceeds may be paid the next business day following receipt of a properly executed wire transfer redemption request (or up to three business days later with respect to each of the Financial Square Tax-Exempt and Investor Tax-Exempt Money Market Funds). Redemption requests or payments may be postponed or suspended for longer than one day (or for longer than seven days with respect to each of the Financial Square Tax-Exempt and Investor Tax-Exempt Money Market Funds) only for periods during which there is a non-routine closure of the Federal Reserve wire payment system or applicable Federal Reserve Banks or as permitted under those circumstances specifically enumerated under Section 22(e) of the Investment Company Act and Rule 22e-3 thereunder, namely if (i) the New York Stock Exchange is closed for trading or trading is restricted; (ii) an emergency exists which makes the disposal of securities owned by a Fund or the fair determination of the value of a Fund's net assets not reasonably practicable; (iii) the SEC, by order or regulation, permits the suspension of the right of redemption; or (iv) a Fund, as part of a liquidation of the Fund, has suspended redemption of shares.
- If you are selling shares you recently paid for by check, the Fund will pay you when your check has cleared, which may take up to 15 days.
- If the Federal Reserve Bank is closed on the day that the redemption proceeds would ordinarily be wired, wiring the redemption proceeds may be delayed until the Federal Reserve Bank reopens.
- To change the bank wiring instructions designated in the current records of the Transfer Agent, you must send written instructions signed by an authorized person designated in the current records of the Transfer Agent. A Medallion signature guarantee may be required if you are requesting a redemption in conjunction with the change.
- None of the Trust, Investment Adviser or Goldman Sachs assumes any responsibility for the performance of your bank or Intermediary in the transfer process. If a problem with such performance arises, you should deal directly with your bank or Intermediary.

What Else Do I Need To Know About Redemptions?

The following generally applies to redemption requests:

- Additional documentation may be required when deemed appropriate by the Transfer Agent. A redemption request will not be in proper form until such additional documentation has been received.
- Intermediaries are responsible for the timely transmittal of redemption requests by their customers to the Transfer Agent. In order to facilitate the timely transmittal of redemption requests, Intermediaries may set times by which they must receive redemption requests. Intermediaries may also require additional documentation from you.

The Trust reserves the right to:

- Redeem your shares in the event your Intermediary's relationship with Goldman Sachs is terminated and you do not transfer your account to another Intermediary.
- Redeem your shares if your account balance is below the required Fund minimum. The Funds will give you 60 days prior written notice to allow you to purchase sufficient additional shares of the Funds in order to avoid such redemption. Different rules may apply to investors who have established brokerage accounts with Goldman Sachs in accordance with the terms and conditions of their account agreements.
- Redeem your shares if a Fund determines that you do not meet its requirements concerning investor eligibility as set forth in the Prospectus (*e.g.*, for Retail Funds, if the account is not beneficially owned by a natural person).
- Subject to applicable law, redeem your shares in other circumstances determined by the Board to be in the best interest of the Trust.
- Pay redemptions by a distribution in-kind of securities (instead of cash). If you receive redemption proceeds in-kind, you should expect to incur transaction costs upon the disposition of those securities. In addition, if you receive redemption proceeds in-kind, you will be subject to market gains or losses upon the disposition of those securities.
- Reinvest any amounts (*e.g.*, dividends, distributions or redemption proceeds) which you have elected to receive by check should your check remain uncashed for more than 180 days. No interest will accrue on amounts represented by uncashed checks. Your check will be reinvested in your account at the NAV on the day of the reinvestment. When reinvested, those amounts are subject to the risk of loss like any Fund investment. If you elect to receive distributions in cash and a check remains uncashed for more than 180 days, your cash election may be changed automatically to reinvest and your future dividend and capital gains distributions will be reinvested in the Fund at the NAV as of the date of payment of the distribution. This provision may not apply to certain retirement or qualified accounts, accounts with a non-U.S. address or closed accounts. Your participation in a systematic withdrawal program may be terminated if a check remains uncashed.
- Charge an additional fee in the event a redemption is made via wire transfer.

Each Fund typically expects to meet redemption requests by using holdings of cash or cash equivalents and/or proceeds from the sale of portfolio holdings. In addition, under stressed market conditions, as well as for other temporary or emergency purposes, the Funds may distribute redemption proceeds in-kind (instead of cash), access a line of credit or overdraft facility, or borrow through other sources to meet redemption requests.

None of the Trust, Investment Adviser, or Goldman Sachs will be responsible for any loss in an investor's account or tax liability resulting from an involuntary redemption.

Can I Exchange My Investment From One Goldman Sachs Fund To Another Goldman Sachs Fund?

You may exchange Administration Shares of a Goldman Sachs Fund at NAV for certain shares of another Goldman Sachs Fund. However, investors are not permitted to exchange shares from or into the Financial Square Money Market Fund.

Redemption of shares (including by exchange) of certain Goldman Sachs Funds offered in other prospectuses may, however, be subject to a redemption fee for shares that are held for either 30 or 60 days or less, subject to certain exceptions as described in those Goldman Sachs Funds' prospectuses. The exchange privilege may be materially modified or withdrawn at any time upon 60 days written notice. You should contact your Intermediary to arrange for exchanges of shares of a Fund for shares of another Goldman Sachs Fund.

You should keep in mind the following factors when making or considering an exchange:

- You should obtain and carefully read the prospectus of the Goldman Sachs Fund you are acquiring before making an exchange. You should be aware that not all Goldman Sachs Funds offer all share classes.
- Currently, the Funds do not impose any charge for exchanges, although the Funds may impose a charge in the future.

- All exchanges which represent an initial investment in a Goldman Sachs Fund must satisfy the minimum initial investment requirement of that Fund. This requirement may be waived at the discretion of the Trust. Exchanges into a Fund need not meet the traditional minimum initial investment requirements for that Fund if the entire balance of the original Goldman Sachs Fund account is exchanged.
- Exchanges are available only in states where exchanges may be legally made.
- It may be difficult to make telephone exchanges in times of unusual economic or market conditions.
- Goldman Sachs may use reasonable procedures described above in “*How To Sell Shares—What Do I Need To Know About Telephone Redemption Requests?*” in an effort to prevent unauthorized or fraudulent telephone exchange requests.
- Normally, a telephone exchange will be made only to an identically registered account.
- A Medallion signature guarantee may be required.
- Exchanges into a Goldman Sachs Fund or certain shares of a Goldman Sachs Fund that are closed to new or certain types of investors, in accordance with its investor eligibility requirements, may be restricted.
- Exchanges into a Fund from another Goldman Sachs Fund may be subject to a liquidity or redemption fee imposed by the other Goldman Sachs Fund.
- Exchanges from an Institutional or Retail Fund into another Goldman Sachs Fund may be subject to a liquidity fee or redemption gate imposed by the Institutional or Retail Fund, as described in “*How To Sell Shares—What Are The Potential Restrictions On Institutional And Retail Fund Redemptions?*” below.

For federal income tax purposes, an exchange from one Goldman Sachs Fund to another is treated as a redemption of the shares surrendered in the exchange, on which you may be subject to tax, followed by a purchase of shares received in the exchange. You should consult your tax adviser concerning the tax consequences of an exchange.

What Are The Potential Restrictions On Institutional And Retail Fund Redemptions?

Under Rule 2a-7, the Board is permitted to impose a liquidity fee on redemptions (up to 2%) or temporarily restrict redemptions from an Institutional or Retail Fund for up to 10 business days during a 90-day period (a “redemption gate”), in the event that the Fund’s weekly liquid assets fall below the following thresholds:

- *30% weekly liquid assets*—If the weekly liquid assets of an Institutional or Retail Fund falls below 30% of the Fund’s total assets as of the end of a business day, and the Board determines it is in the best interests of the Fund, the Board may impose a liquidity fee of no more than 2% of the amount redeemed and/or a redemption gate that temporarily suspends the right of redemption.
- *10% weekly liquid assets*—If the weekly liquid assets of an Institutional or Retail Fund falls below 10% of the Fund’s total assets as of the end of a business day, the Fund will impose, at the beginning of the next business day, a liquidity fee of 1% of the amount redeemed, unless the Board determines that imposing such a fee would not be in the best interests of the Fund or determines that a lower or higher fee (not to exceed 2%) would be in the best interests of the Fund.

If an Institutional or Retail Fund imposes a redemption gate, the Fund and your Intermediary will not accept redemption orders or orders for exchanges from the Fund into another Goldman Sachs Fund until the Fund has notified shareholders that the redemption gate has been lifted. Any redemption or exchange orders submitted while a redemption gate is in effect will be cancelled without further notice. If you still wish to redeem or exchange shares once the redemption gate has been lifted, you will need to submit a new redemption or exchange request to the Institutional or Retail Fund or your Intermediary. Unprocessed purchase orders that the Institutional or Retail Fund received prior to notification of the imposition of a liquidity fee or redemption gate will be cancelled unless re-confirmed. Under certain circumstances, an Institutional or Retail Fund may honor redemption or exchange orders (or pay redemptions without adding a liquidity fee to the redemption amount) if the Fund can verify that the redemption or exchange order was submitted to an Intermediary or the Transfer Agent before the Fund imposed a liquidity fee or redemption gate.

The Board generally expects that a liquidity fee or redemption gate would be imposed, if at all, during periods of extraordinary market stress. While the Board may, in its discretion, impose a liquidity fee or redemption gate at any time after the weekly liquid assets of an Institutional or Retail Fund falls below 30% of the Fund’s total assets, the Board generally expects that a liquidity fee or redemption gate would be imposed only after the Fund has notified Intermediaries and shareholders that a liquidity fee or redemption gate will be imposed (generally, as of the beginning of the next business day following the announcement that the Fund has imposed the liquidity fee or redemption gate). Announcements regarding the imposition of liquidity fees or redemption gates, or the termination of liquidity fees or redemption gates, will be filed with the SEC on Form N-CR and will be available on the website of the Institutional Fund or Retail Fund (<http://www.gsamfunds.com>). In addition, the Institutional and Retail Fund will make such announcements through a supplement to its Prospectus and may make such announcements through a press release or by other means.

Liquidity fees and redemption gates may be terminated at any time in the discretion of the Board. Liquidity fees and redemption gates will also terminate at the beginning of the next business day once an Institutional or Retail Fund has invested 30% or more of its total assets in weekly liquid assets as of the end of a business day. The Institutional and Retail Funds may only suspend redemptions for up to 10 business days in any 90-day period.

Liquidity fees imposed by an Institutional or Retail Fund will reduce the amount you will receive upon the redemption of your shares, and will generally decrease the amount of any capital gain or increase the amount of any capital loss you will recognize with respect to such redemption. There is some degree of uncertainty with respect to the tax treatment of liquidity fees received by money market funds, and such tax treatment may be the subject of future guidance issued by the Internal Revenue Service. If an Institutional or Retail Fund receives liquidity fees, it will consider the appropriate tax treatment of such fees to the Fund at such time. Please see the “*Taxation*” section of the Prospectus for further information.

Intermediaries are required to promptly take such actions reasonably requested by an Institutional or Retail Fund, the Transfer Agent or the Investment Adviser to implement, modify or remove, or to assist the Institutional or Retail Fund in implementing, modifying or removing, a liquidity fee or redemption gate established by such Fund.

While the Board has no current intention to subject the Governments Funds to liquidity fees or redemption gates, the Board reserves the ability to subject these Funds to liquidity fees and/or redemption gates in the future after providing at least sixty days’ prior notice to shareholders.

What Types Of Reports Will I Be Sent Regarding My Investments In Administration Shares?

Intermediaries are responsible for providing any communication from a Fund to shareholders, including but not limited to prospectuses, prospectus supplements, proxy materials and notices regarding the sources of dividend payments under Section 19 of the Investment Company Act. They may charge additional fees not described in the Prospectus to their customers for such services.

You will be provided with a monthly account statement. If your account is held through your Intermediary, you may receive your statements and confirmations from your Intermediary on a different schedule.

You will also receive an annual shareholder report containing audited financial statements and a semi-annual shareholder report. If you have consented to the delivery of a single copy of shareholder reports, prospectuses and other information to all shareholders who share the same mailing address with your account, you may revoke your consent at any time by contacting your Intermediary or Goldman Sachs Funds at the appropriate phone number or address found on the back cover of the Prospectus. Each Fund will begin sending individual copies to you within 30 days after receipt of your revocation. If your account is held through an Intermediary, please contact the Intermediary to revoke your consent.

Taxation

As with any investment, you should consider how your investment in the Funds will be taxed. The tax information below is provided as general information. More tax information is available in the SAI. You should consult your tax adviser about the federal, state, local or foreign tax consequences of your investment in the Funds. Except as otherwise noted, the tax information provided assumes that you are a U.S. citizen or resident.

Unless your investment is through an IRA or other tax-advantaged account, you should carefully consider the possible tax consequences of Fund distributions.

DISTRIBUTIONS

Each Fund contemplates declaring as dividends each year all or substantially all of its net investment income. However, the Funds reserve the right to reduce or withhold income and/or gains. Fund distributions of investment income are generally taxable as ordinary income for federal tax purposes, and may also be subject to state or local taxes. This is true whether you reinvest your distributions in additional Fund shares or receive them in cash. Distributions of short-term capital gains are taxable to you as ordinary income. Any long-term capital gain distributions are taxable as long-term capital gains, no matter how long you have owned your Fund shares.

It is anticipated that substantially all of the distributions by the Funds, other than the Financial Square Tax-Exempt Money Market Fund and Investor Tax-Exempt Money Market Fund, will be taxable as ordinary income. You should note that these distributions will not qualify for the reduced tax rate applicable to certain qualified dividends because the Funds' investment income will consist generally of interest income rather than corporate dividends.

An additional 3.8% Medicare tax is imposed on certain net investment income (including ordinary dividends and capital gain distributions received from a Fund and net gains from redemptions or other taxable dispositions of Fund shares) of U.S. individuals, estates and trusts to the extent that such person's "modified adjusted gross income" (in the case of an individual) or "adjusted gross income" (in the case of an estate or trust) exceeds certain threshold amounts.

Although distributions are generally treated as taxable to you in the year they are paid, distributions declared in December but paid in January will be taxable as if they were paid in December. The Funds will inform shareholders of the character and tax status of all distributions promptly after the close of each calendar year.

Distributions from the Financial Square Tax-Exempt Money Market Fund and Investor Tax-Exempt Money Market Fund that are designated as "exempt interest dividends" are generally not subject to federal income tax. However, you should note that, while the Funds intend to avoid such investments, a portion of the exempt-interest dividends paid by the Financial Square Tax-Exempt Money Market Fund and Investor Tax-Exempt Money Market Fund may be attributable to investments in securities, the interest on which will be a preference item when determining your federal AMT liability. Exempt-interest dividends are also taken into account in determining the taxable portion of social security or railroad retirement benefits. Any interest on indebtedness incurred by you to purchase or carry shares in the Financial Square Tax-Exempt Money Market Fund and Investor Tax-Exempt Money Market Fund generally will not be deductible for federal income tax purposes.

To the extent that Fund distributions are attributable to interest on certain federal obligations or interest on obligations of your state of residence or its municipalities or authorities, they will in most cases be exempt from state and local income taxes.

SALES

Generally, your sale of Fund shares is a taxable transaction for federal income tax purposes, and may also be subject to state and local taxes. Because each of the Financial Square Treasury Obligations Fund, Financial Square Treasury Instruments Fund, Financial Square Treasury Solutions Fund, Financial Square Government Fund, Financial Square Federal Instruments Fund, Investor Money Market Fund and Investor Tax-Exempt Money Market Fund intends to maintain a stable NAV of \$1.00 per share, shareholders will typically not recognize a gain or loss when they sell or exchange their shares in these Funds, because the amount realized will be the same as their tax basis in the shares. Because the Financial Square Prime Obligations Fund, Financial Square Money Market Fund and Financial Square Tax-Exempt Money Market Fund do not maintain stable share prices, a sale of these Funds' shares may result in a capital gain or loss for you. When you sell your shares, you will generally recognize a capital gain or

loss in an amount equal to the difference between your adjusted tax basis in the shares and the amount received. Capital losses in any year are deductible only to the extent of capital gains, plus, in the case of a non-corporate taxpayer, generally \$3,000 of income. Certain other special tax rules may apply to your capital gains or losses on these Funds' shares.

With respect to any gain or loss recognized on the sale or exchange of shares of a Fund, unless you choose to adopt a simplified "NAV method" of accounting (described below), this capital gain or loss is long-term or short-term depending on whether your holding period exceeds one year. If you elect to adopt the NAV method of accounting, rather than compute gain or loss on every taxable disposition of Fund shares as described above, you would determine your gain or loss based on the change in the aggregate value of your Fund shares during a computation period (such as your taxable year), reduced by your net investment (purchases minus sales) in those shares during that period. Under the NAV method, any resulting net capital gain or loss would be treated as short-term capital gain or loss.

If a liquidity fee is imposed in connection with the redemption of your shares of the Financial Square Prime Obligations Fund, Financial Square Money Market Fund, Financial Square Tax-Exempt Money Market Fund, Investor Money Market Fund or Investor Tax-Exempt Money Market Fund, the IRS will require you to report any gain or loss recognized from your redemption. If you held your shares as a capital asset, the gain or loss that you recognize will be a capital gain or loss, and will be long-term or short-term, generally depending on how long you have held your shares. Any liquidity fees you incur on shares redeemed will generally decrease the amount of any capital gain (or increase the amount of any capital loss) you recognize with respect to such redemption.

OTHER INFORMATION

When you open your account, you should provide your social security or tax identification number on your account application. By law, each Fund must withhold 28% of your taxable distributions and any redemption proceeds if you do not provide your correct Taxpayer Identification Number, or certify that it is correct, or if the Internal Revenue Service instructs the Fund to do so.

Non-U.S. investors will generally be subject to U.S. withholding tax with respect to dividends received from a Fund and may be subject to estate tax with respect to their Fund shares. However, withholding is generally not required on properly designated distributions to non-U.S. investors of long-term capital gains. Likewise, non-U.S. investors generally are not subject to U.S. federal income tax withholding on distributions paid in respect of certain U.S. source interest income or short-term capital gains that are so designated by a Fund. However, depending upon its circumstances, a Fund may designate all, some or none of its potentially eligible dividends as U.S. source interest income or short-term capital gains and/or treat such dividends, in whole or in part, as ineligible for this exemption from withholding. In the case of shares held through an intermediary, the intermediary may withhold even if a Fund designates the payment from U.S. source interest income or short-term capital gain.

The Funds are required to withhold U.S. tax (at a 30% rate) on payments of taxable dividends and (effective January 1, 2019) redemption proceeds and certain capital gain dividends made to certain non-U.S. entities that fail to comply (or be deemed compliant) with extensive new reporting and withholding requirements designed to inform the U.S. Department of the Treasury of U.S.-owned foreign investment accounts. Shareholders may be requested to provide additional information to the Funds to enable the Funds to determine whether withholding is required.

Appendix A

Additional Information on the Funds

This section provides further information on certain types of securities and investment techniques that may be used by the Funds, including their associated risks. Additional information is provided in the SAI, which is available upon request. Among other things, the SAI describes certain fundamental policies and investment restrictions that cannot be changed without shareholder approval. You should note, however, that all investment policies not specifically designated as fundamental are non-fundamental and may be changed without shareholder approval. If there is a change in a Fund's investment objective, you should consider whether that Fund remains an appropriate investment in light of your then current financial position and needs. A Fund may purchase other types of securities or instruments similar to those described in this section if otherwise consistent with the Fund's investment objective and policies.

U.S. Treasury Obligations and U.S. Government Securities. Certain Funds may invest in U.S. Treasury Obligations, which include, among other things, the separately traded principal and interest components of securities guaranteed or issued by the U.S. Treasury if such components are traded independently under the Separate Trading of Registered Interest and Principal of Securities program ("STRIPS"). U.S. Treasury Obligations may also include Treasury inflation-protected securities whose principal value is periodically adjusted according to the rate of inflation.

Certain Funds may invest in U.S. Government Securities. Unlike U.S. Treasury Obligations, U.S. Government Securities can be supported by either (i) the full faith and credit of the U.S. Treasury (such as the Government National Mortgage Association ("Ginnie Mae")); (ii) the right of the issuer to borrow from the U.S. Treasury; (iii) the discretionary authority of the U.S. government to purchase certain obligations of the issuer; or (iv) only the credit of the issuer.

U.S. Government Securities are deemed to include (i) securities for which the payment of principal and interest is backed by an irrevocable letter of credit issued by the U.S. government, its agencies, authorities or instrumentalities; and (ii) participations in loans made to foreign governments or their agencies that are so guaranteed. Certain of these participations may be regarded as illiquid. U.S. Government Securities also include zero coupon bonds.

Some Funds invest in U.S. Treasury Obligations and certain U.S. Government Securities, the interest from which is generally exempt from state income taxation. Securities generally eligible for this exemption include those issued by the U.S. Treasury and certain agencies, authorities or instrumentalities of the U.S. government, including the Federal Home Loan Banks, Federal Farm Credit Banks and Tennessee Valley Authority.

U.S. Government Securities have historically involved little risk of loss of principal if held to maturity. However, no assurance can be given that the U.S. government will be able or willing to repay the principal or interest when due or provide financial support to U.S. government agencies, authorities, instrumentalities or sponsored enterprises if it is not obligated to do so by law.

Bank Obligations. Certain Funds may invest in bank obligations, which include certificates of deposit, commercial paper, unsecured bank promissory notes, bankers' acceptances, time deposits and other debt obligations. Certain Funds may invest in obligations issued or backed by U.S. banks when a bank has more than \$1 billion in total assets at the time of purchase or is a branch or subsidiary of such a bank. In addition, the Financial Square Prime Obligations Fund, Financial Square Money Market Fund, and Investor Money Market Fund may invest in U.S. dollar-denominated obligations issued or guaranteed by foreign banks that have more than \$1 billion in total assets at the time of purchase and U.S. branches of such foreign banks (Yankee obligations), as well as foreign branches of such foreign banks and foreign branches of U.S. banks having more than \$1 billion in total assets at the time of purchase. Bank obligations may be general obligations of the parent bank or may be limited to the issuing branch by the terms of the specific obligation or by government regulation.

If a Fund invests more than 25% of its total assets in bank obligations (whether foreign or domestic), it may be especially affected by favorable and adverse developments in or related to the banking industry. The activities of U.S. and most foreign banks are subject to comprehensive regulations which, in the case of U.S. regulations, have undergone substantial changes in the past decade. The enactment of new legislation or regulations, as well as changes in interpretation and enforcement of current laws, may affect the manner of operations and profitability of domestic and foreign banks. Significant developments in the U.S. banking industry have included increased competition from other types of financial institutions, increased acquisition activity and geographic expansion. Banks may be particularly susceptible to certain economic factors, such as interest rate changes and adverse developments in the real estate markets. Fiscal and monetary policy and general economic cycles can affect the availability and cost of funds, loan demand and asset quality and thereby impact the earnings and financial conditions of banks.

Commercial Paper. Certain Funds may invest in commercial paper, including variable amount master demand notes and asset-backed commercial paper. Commercial paper normally represents short-term unsecured promissory notes issued in bearer form by banks or bank holding companies, corporations, finance companies and other issuers. The commercial paper that may be purchased by a Fund consists of direct U.S. dollar-denominated obligations of domestic or, in the case of the Financial Square Prime Obligations Fund, Financial Square Money Market Fund, and Investor Money Market Fund, foreign issuers. Asset-backed commercial paper is issued by a special purpose entity that is organized to issue the commercial paper and to purchase trade receivables or other financial assets. The credit quality of asset-backed commercial paper depends primarily on the quality of these assets and the level of any additional credit support.

Short-Term Obligations of Corporations or Other Entities. Certain Funds may invest in other short-term obligations, including master demand notes and short-term funding agreements payable in U.S. dollars and issued or guaranteed by U.S. corporations, foreign corporations or other entities. A master demand note permits the investment of varying amounts by a Fund under an agreement between the Fund and an issuer. The principal amount of a master demand note may be increased from time to time by the parties (subject to specified maximums) or decreased by the Fund or the issuer. A funding agreement is a contract between an issuer and a purchaser that obligates the issuer to pay a guaranteed rate of interest on a principal sum deposited by the purchaser. Funding agreements will also guarantee a stream of payments over time. A funding agreement has a fixed maturity date and may have either a fixed rate or variable interest rate that is based on an index and guaranteed for a set time period. Because there is normally no secondary market for these investments, funding agreements purchased by a Fund may be regarded as illiquid.

Repurchase Agreements. Certain Funds may enter into repurchase agreements with counterparties approved by the Investment Adviser pursuant to procedures approved by the Board of Trustees. Repurchase agreements are similar to collateralized loans, but are structured as a purchase of securities by a Fund, subject to the seller's agreement to repurchase the securities at a mutually agreed upon date and price. The difference between the original purchase price and the repurchase price is normally based on prevailing short-term interest rates. Under a repurchase agreement, the seller is required to furnish collateral at least equal in value or market price to the amount of the seller's repurchase obligation.

If the seller under a repurchase agreement defaults, a Fund could suffer a loss to the extent that the proceeds from the sale of the underlying securities and other collateral held by the Fund are less than the repurchase price and the Fund's cost associated with delay and enforcement of the repurchase agreement. In addition, in the event of bankruptcy or insolvency proceedings concerning the seller, a Fund could suffer additional losses if the collateral held by the Fund is subject to a court "stay" that prevents the Fund from promptly selling the collateral. If this occurs, the Fund will bear the risk that the value of the collateral will decline below the repurchase price. Furthermore, a Fund could experience a loss if a court determines that the Fund's interest in the collateral is not enforceable.

In evaluating whether to enter into a repurchase agreement, the Investment Adviser will carefully consider the creditworthiness of the seller. Distributions of the income from repurchase agreements will be taxable to a Fund's shareholders. In addition, interest generated by repurchase agreements with foreign counterparties may, under certain circumstances, be considered U.S. source interest income. Certain Funds, together with other registered investment companies having advisory agreements with the Investment Adviser or any of its affiliates, may transfer uninvested cash balances into a single joint account, the daily aggregate balance of which will be invested in one or more repurchase agreements.

The Funds currently enter into repurchase agreements with a variety of eligible counterparties, including the Federal Reserve Bank of New York. Reduced participation in the repurchase agreement market by these counterparties, particularly the Federal Reserve Bank of New York, may affect a Fund's investment strategies, operations and/or return potential. The Funds consider repurchase agreements with the Federal Reserve Bank of New York to be U.S. Government Securities.

Asset-Backed and Receivables-Backed Securities. Certain Funds may invest in asset-backed and receivables-backed securities whose principal and interest payments are collateralized by pools of assets such as auto loans, credit card receivables, leases, mortgages, installment contracts and personal property. Asset-backed securities may also include home equity line of credit loans and other second-lien mortgages. Asset-backed and receivables-backed securities are often subject to more rapid repayment than their stated maturity date would indicate as a result of the pass-through of prepayments of principal on the underlying loans. During periods of declining interest rates, prepayment of loans underlying asset-backed and receivables-backed securities can be expected to accelerate. Accordingly, a Fund's ability to maintain positions in such securities will be affected by reductions in the principal amount of such securities resulting from prepayments, and its ability to reinvest the returns of principal at comparable yields is subject to generally prevailing interest rates at that time. In addition, securities that are backed by credit card, automobile and similar types of receivables generally do not have the benefit of a security interest in collateral that is comparable in quality to mortgage assets. Some asset-backed securities have only a subordinated claim or security interest in collateral. If the issuer of an

asset-backed security defaults on its payment obligation, there is the possibility that, in some cases, a Fund will be unable to possess and sell the underlying collateral and that a Fund's recoveries on repossessed collateral may not be available to support payments on the securities. In the event of a default, a Fund may suffer a loss if it cannot sell collateral quickly and receive the amount it is owed. There is no guarantee that private guarantors, or insurers of an asset-backed security, if any, will meet their obligations. The value of some asset-backed securities may be particularly sensitive to changes in prevailing interest rates. Asset-backed securities may also be subject to increased volatility and may become illiquid and more difficult to value even when there is no default or threat of default due to market conditions impacting asset-backed securities more generally. Certain mortgage-backed securities (especially those backed by sub-prime and second-lien loans) have declined in value in light of recent market and economic developments, and such developments have led to reduced demand and limited liquidity for certain mortgage-related securities. Unexpected increases in default rates with regard to the underlying mortgages and increased price volatility, in addition to liquidity constraints, may make these securities more difficult to value or dispose of than may have been the case previously. These events may have an adverse effect on the Funds to the extent they invest in mortgage-backed or other fixed income securities or instruments affected by the volatility in the fixed income markets.

Foreign Government Obligations and Foreign Risks. The Prime Obligations and Money Market Funds may invest in foreign government obligations. Foreign government obligations that the Funds invest in are U.S. dollar-denominated obligations (limited to commercial paper and other notes) issued or guaranteed by a foreign government or other entity located or organized in a foreign country that maintains a short-term foreign currency rating in the highest short-term ratings category by the requisite number of NRSROs.

Investments by the Funds in foreign securities, whether issued by a foreign government, bank, corporation or other issuer, may present a greater degree of risk than investments in securities of domestic issuers because of less publicly-available financial and other information, more or less securities regulation, potential imposition of foreign withholding and other taxes, war, expropriation or other adverse governmental actions. Foreign banks and their foreign branches are not regulated by U.S. banking authorities, and generally are not bound by the accounting, auditing and financial reporting standards applicable to U.S. banks. The legal remedies for investors may be more limited than the remedies available in the United States. In addition, changes in the exchange rate of a foreign currency relative to the U.S. dollar (*e.g.*, weakening of the currency against the U.S. dollar) may adversely affect the ability of a foreign issuer to pay interest and repay principal on an obligation.

Certain foreign markets may rely heavily on particular industries or foreign capital and are more vulnerable to diplomatic developments, the imposition of economic sanctions against a particular country or countries, organizations, entities and/or individuals, changes in international trading patterns, trade barriers, and other protectionist or retaliatory measures. International trade barriers or economic sanctions against foreign countries, organizations, entities and/or individuals may adversely affect the Funds' foreign holdings or exposures.

Certain foreign investments may become less liquid in response to social, political or market developments or adverse investor perceptions, or become illiquid after purchase by the Funds, particularly during periods of market turmoil. Certain foreign investments may become illiquid when, for instance, there are few, if any, interested buyers and sellers or when dealers are unwilling to make a market for certain securities. When the Funds hold illiquid investments, their portfolios may be harder to value, especially in changing markets.

Municipal Obligations. Certain Funds may invest in municipal obligations. Municipal obligations are issued by or on behalf of states, territories and possessions of the United States and their political subdivisions, agencies, authorities and instrumentalities, and the District of Columbia. Municipal obligations in which a Fund may invest include fixed rate notes and similar debt instruments; variable and floating rate demand instruments; tax-exempt commercial paper; municipal bonds; and unrated notes, paper or other instruments. Municipal obligations are generally subject to those risks associated with debt securities generally. In addition, a Fund may be more sensitive to adverse economic, business or political developments if it invests a substantial portion of its assets in the debt securities of similar projects (such as those relating to education, health care, housing, transportation, and utilities), industrial development bonds, or in particular types of municipal obligations (such as general obligation bonds, private activity bonds and moral obligation bonds).

Certain of the Funds may invest in municipal obligations issued by municipalities, including U.S. territories, commonwealths and possessions, that may be, or may become, subject to significant financial difficulties. Factors contributing to such difficulties may include: lower property tax collections as a result of lower home values, lower sales tax revenue as a result of reduced consumer spending, lower income tax revenue as a result of higher unemployment rates, and budgetary constraints of local, state and federal governments upon which issuers of municipal obligations may be relying for funding. Such securities may be considered below

investment grade or may be subject to future credit downgrades due to concerns over potential default, insolvency or bankruptcy on the part of their issuers or any credit support provider. During the recent economic downturn, several municipalities have, in fact, filed for bankruptcy protection or have indicated that they may seek bankruptcy protection in the future. A credit downgrade or other adverse news about an issuer or any credit support provider could impact the market value and liquidity of the securities and consequently could negatively affect the performance of a Fund that holds such securities.

Municipal Notes and Bonds. Municipal notes include tax anticipation notes (“TANs”), revenue anticipation notes (“RANs”), bond anticipation notes (“BANs”), tax and revenue anticipation notes (“TRANs”) and construction loan notes. Municipal bonds include general obligation bonds and revenue bonds. General obligation bonds are backed by the taxing power of the issuing municipality and are considered the safest type of municipal obligation. Revenue bonds are backed by the revenues of a project or facility such as the tolls from a government-owned toll bridge. Revenue bonds also include lease rental revenue bonds which are issued by a state or local authority for capital projects and are secured by annual lease payments from the state or locality sufficient to cover debt service on the authority’s obligations. Municipal bonds may be issued in a variety of forms, including commercial paper, tender option bonds and variable and floating rate securities.

Tender Option Bonds. A tender option bond is a municipal obligation (generally held pursuant to a custodial arrangement) having a relatively long maturity and bearing interest at a fixed rate higher than prevailing short-term, tax-exempt rates. The bond is typically issued in conjunction with the agreement of a third party, such as a bank, broker-dealer or other financial institution, pursuant to which the institution grants the security holder the option, at periodic intervals, to tender its securities to the institution. As consideration for providing the option, the financial institution receives periodic fees equal to the difference between the bond’s fixed coupon rate and the rate, as determined by a remarketing or similar agent, that would cause the securities, coupled with the tender option, to trade at par on the date of such determination. Thus, after payment of this fee, the security holder effectively holds a demand obligation that bears interest at the prevailing short-term, tax-exempt rate. An institution will normally not be obligated to accept tendered bonds in the event of certain defaults or a significant downgrading in the credit rating assigned to the issuer of the bond. The tender option will be taken into account in determining the maturity of the tender option bonds and a Fund’s average portfolio maturity and average portfolio life. There is a risk that a Fund will not be considered the owner of a tender option bond for federal income tax purposes, and thus will not be entitled to treat such interest as exempt from federal income tax. Certain tender option bonds may be illiquid or may become illiquid as a result of a credit rating downgrade, a payment default or a disqualification from tax-exempt status.

Revenue Anticipation Warrants. Revenue Anticipation Warrants (“RAWs”) are issued in anticipation of the issuer’s receipt of revenues and present the risk that such revenues will be insufficient to satisfy the issuer’s payment obligations. The entire amount of principal and interest on RAWs is due at maturity. RAWs, including those with a maturity of more than 397 days, may also be repackaged as instruments which include a demand feature that permits the holder to sell the RAWs to a bank or other financial institution at a purchase price equal to par plus accrued interest on each interest rate reset date.

Industrial Development Bonds. Certain Funds may invest in industrial development bonds (private activity bonds). Industrial development bonds are a specific type of revenue bond backed by the credit and security of a private user, and therefore have more potential risk. The interest from industrial development bonds would be an item of tax preference when distributed by a Fund as “exempt-interest dividends” to shareholders under the AMT.

Other Municipal Obligation Policies. Certain Funds may invest 25% or more of the value of their respective total assets in municipal obligations which are related in such a way that an economic, business or political development or change affecting one municipal obligation would also affect the other municipal obligation. For example, a Fund may invest all of its assets in (i) municipal obligations the interest of which is paid solely from revenues from similar projects such as hospitals, electric utility systems, multi-family housing, nursing homes, commercial facilities (including hotels), steel companies or life care facilities; (ii) municipal obligations whose issuers are in the same state; or (iii) industrial development obligations (except where the non-governmental entities supplying the revenues from which such bonds or obligations are to be paid are in the same industry). A Fund’s investments in these municipal obligations will subject the Fund, to a greater extent, to the risks of adverse economic, business or political developments affecting the particular state, industry or other area of investment.

Municipal obligations may also include municipal leases, certificates of participation and “moral obligation” bonds. A municipal lease is an obligation issued by a state or local government to acquire equipment or facilities. Certificates of participation represent interests in municipal leases or other instruments, such as installment contracts. Moral obligation bonds are supported by the moral commitment but not the legal obligation of a state or municipality. Municipal leases, certificates of participation and moral

obligation bonds present the risk that the state or municipality involved will not appropriate the monies to meet scheduled payments under these instruments.

Municipal obligations may be backed by letters of credit or other forms of credit enhancement issued by domestic banks or foreign banks which have a branch, agency or subsidiary in the United States or by other financial institutions such as insurance companies which may issue insurance policies with respect to municipal obligations. The credit quality of these banks, insurance companies and other financial institutions could, therefore, cause a loss to a Fund that invests in municipal obligations. The insurance companies' exposure to securities involving sub-prime mortgages may cause insurer rating downgrade or insolvency, which may affect the prices and liquidity of municipal obligations insured by the insurance company. Letters of credit and other obligations of foreign banks and financial institutions may involve risks in addition to those of domestic obligations because of less publicly available financial and other information, less securities regulation, potential imposition of foreign withholding and other taxes, war, expropriation or other adverse governmental actions. Foreign banks and their foreign branches are not regulated by U.S. banking authorities and generally are not bound by the accounting, auditing and financial reporting standards applicable to U.S. banks.

In order to enhance the liquidity, stability or quality of a municipal obligation, a Fund may acquire the right to sell the obligation to another party at a guaranteed price and date.

In purchasing municipal obligations, a Fund intends to rely on opinions of bond counsel or counsel to the issuers for each issue as to the excludability of interest on such obligations from gross income for federal income tax purposes. A Fund will not undertake independent investigations concerning the tax-exempt status of such obligations, nor does it guarantee or represent that bond counsels' opinions are correct. Bond counsels' opinions will generally be based in part upon covenants by the issuers and related parties regarding continuing compliance with federal tax requirements. Tax laws contain numerous and complex requirements that must be satisfied on a continuing basis in order for bonds to be and remain tax-exempt. If the issuer of a bond or a user of a bond-financed facility fails to comply with such requirements at any time, interest on the bond could become taxable, retroactive to the date the obligation was issued. In that event, a portion of a Fund's distributions attributable to interest the Fund received on such bond for the current year and for prior years could be characterized or recharacterized as taxable income.

Custodial Receipts. Certain Funds may invest in custodial receipts (including tender option bonds, see above for more information) representing interests in U.S. Government Securities, municipal obligations or other debt instruments held by a custodian or trustee. Custodial receipts evidence ownership of future interest payments, principal payments or both on notes or bonds issued or guaranteed as to principal or interest by the U.S. government, its agencies, instrumentalities, political subdivisions or authorities, or by a state or local governmental body or authority, or by other types of issuers. For certain securities law purposes, custodial receipts are not considered obligations of the underlying issuers. In addition, if for tax purposes a Fund is not considered to be the owner of the underlying securities held in the custodial account, the Fund may suffer adverse tax consequences. As a holder of custodial receipts, a Fund will bear its proportionate share of the fees and expenses charged to the custodial account.

Other Investment Companies. Certain Funds may invest in securities of other investment companies that are money market funds, subject to statutory limitations prescribed by the Investment Company Act, or exemptive relief thereunder. These statutory limitations include in certain circumstances a prohibition on the Fund acquiring more than 3% of the voting shares of any other investment company, and a prohibition on investing more than 5% of a Fund's total assets in securities of any one investment company or more than 10% of its total assets in securities of all investment companies.

Pursuant to an exemptive order obtained from the SEC or under an exemptive rule adopted by the SEC, a Fund may invest in other investment companies that are money market funds beyond the statutory limits described above. Some of those money market funds may be funds for which the Investment Adviser or any of its affiliates serves as investment adviser, administrator or distributor.

A Fund will indirectly bear its proportionate share of any management fees and other expenses paid by such other investment companies, in addition to the fees and expenses regularly borne by the Fund. Although the Funds do not expect to do so in the foreseeable future, each Fund is authorized to invest substantially all of its assets in a single open-end investment company that is a money market fund that has substantially the same investment objective, policies and fundamental restrictions as the Fund.

Floating and Variable Rate Obligations. The Funds may purchase various floating and variable rate obligations, including (for those Funds that may invest in municipal obligations) tender option bonds. The value of these obligations is generally more stable than that of a fixed rate obligation in response to changes in interest rate levels. Subject to certain conditions under Rule 2a-7 under the Investment Company Act, a Fund may consider the maturity of a variable or floating rate obligation to be shorter than its ultimate stated maturity if the obligation is a U.S. Government Security, if the obligation has a remaining maturity of 397 calendar

days or less, or if the obligation has a demand feature that permits the Fund to receive payment at any time or at specified intervals not exceeding 397 calendar days. The issuers or financial intermediaries providing demand features may support their ability to purchase the obligations by obtaining credit with liquidity supports. These may include lines of credit, which are conditional commitments to lend, and letters of credit, which will ordinarily be irrevocable, both of which may be issued by domestic banks or foreign banks. A Fund may purchase variable or floating rate obligations from the issuers or may purchase certificates of participation, a type of floating or variable rate obligation, which are interests in a pool of debt obligations held by a bank or other financial institution.

For floating and variable rate obligations, there may be a lag between an actual change in the underlying interest rate benchmark and the reset time for an interest payment of such an obligation, which could harm or benefit a Fund, depending on the interest rate environment or other circumstances. In a rising interest rate environment, for example, a floating or variable rate obligation that does not reset immediately would prevent a Fund from taking full advantage of the rising interest rates in a timely manner. However, in a declining interest rate environment, a Fund may benefit from a lag due to an obligation's interest rate payment not being immediately impacted by a decline in interest rates.

Certain floating and variable rate obligations have an interest rate floor feature, which prevents the interest rate payable by the security from dropping below a specified level as compared to a reference interest rate (the "reference rate"), such as LIBOR. Such a floor protects a Fund from losses resulting from a decrease in the reference rate below the specified level. However, if the reference rate is below the floor, there will be a lag between a rise in the reference rate and a rise in the interest rate payable by the obligation, and a Fund may not benefit from increasing interest rates for a significant amount of time.

When-Issued Securities and Forward Commitments. Each Fund may purchase when-issued securities and make contracts to purchase or sell securities for a fixed price at a future date beyond customary settlement time. When-issued securities are securities that have been authorized, but not yet issued. When-issued securities are purchased in order to secure what is considered to be an advantageous price or yield to a Fund at the time of entering into the transaction. A forward commitment involves entering into a contract to purchase or sell securities for a fixed price at a future date beyond the customary settlement period.

The purchase of securities on a when-issued or forward commitment basis involves a risk of loss if the value of the security to be purchased declines before the settlement date. Conversely, the sale of securities on a forward commitment basis involves the risk that the value of the securities sold may increase before the settlement date. Although a Fund will generally purchase securities on a when-issued or forward commitment basis with the intention of acquiring the securities for its portfolio, a Fund may dispose of when-issued securities or forward commitments prior to settlement if the Investment Adviser deems it appropriate. When purchasing a security on a when-issued basis or entering into a forward commitment, a Fund must identify on its books liquid assets, or engage in other appropriate measures, to "cover" its obligations.

Illiquid Securities. Each Fund may invest up to 5% of its total assets (measured at the time of purchase) in illiquid securities (*i.e.*, securities that cannot be sold or disposed of in seven days in the ordinary course of business at approximately the value ascribed to them by the Fund). Illiquid securities include:

- Both domestic and foreign securities that are not readily marketable
- Certain municipal leases and participation interests
- Certain stripped mortgage-backed securities
- Repurchase agreements and time deposits with a notice or demand period of more than seven days
- Certain restricted securities, unless it is determined, based upon a review of the trading markets for a specific restricted security, that such restricted security is liquid because it is so-called "4(2) commercial paper" or is otherwise eligible for resale pursuant to Rule 144A under the Securities Act as amended.

Investing in restricted securities may decrease the liquidity of a Fund's portfolio. Securities purchased by a Fund that are liquid at the time of purchase may subsequently become illiquid due to events relating to the issuer of the securities, market events, economic conditions or investor perception.

Borrowings. Each Fund may borrow up to 33 ⅓% of its total assets (including the amount borrowed) from banks for temporary or emergency purposes. For more information, see the SAI.

Downgraded Securities. After its purchase, a portfolio security may be assigned a lower rating or cease to be rated, which may affect the market value and liquidity of the security. If this occurs, a Fund may continue to hold the security if the Investment Adviser believes it is in the best interest of the Fund and its shareholders.

[This page intentionally left blank]

Appendix B

Financial Highlights

The financial highlights tables are intended to help you understand a Fund's financial performance for the past five years (or less if the Fund has been in operation for less than five years). Certain information reflects financial results for a single Fund Share. The total returns in the table represent the rate that an investor would have earned or lost on an investment in a Fund (assuming reinvestment of all dividends and distributions). The information has been audited by PricewaterhouseCoopers LLP, whose report, along with each Fund's financial statements, is included in the Funds' most recent annual report (available upon request).

FINANCIAL SQUARE PRIME OBLIGATIONS FUND

Year - Share Class	Net asset value, beginning of year	From investment operations			Distributions to shareholders		
		Net investment income ^(a)	Net realized and unrealized gain (loss)	Total from investment operations	From net investment income	From net realized gains	Total distributions ^(b)
FOR THE FISCAL YEARS ENDED AUGUST 31,							
2017 - Institutional Shares	\$1.0000	\$0.0073	\$ 0.0014	\$0.0087	\$(0.0083)	\$(0.0001)	\$(0.0084)
2017 - Select Shares	1.0000	0.0097	(0.0013)	0.0084	(0.0080)	(0.0001)	(0.0081)
2017 - Preferred Shares	1.0000	0.0030	0.0047	0.0077	(0.0073)	(0.0001)	(0.0074)
2017 - Capital Shares	1.0000	0.0024	0.0048	0.0072	(0.0068)	(0.0001)	(0.0069)
2017 - Administration Shares	1.0000	0.0015	0.0047	0.0062	(0.0058)	(0.0001)	(0.0059)
2017 - Premier Shares	1.0000	0.0071	(0.0018)	0.0053	(0.0050)	— ^(d)	(0.0050)
2017 - Service Shares	1.0000	0.0003	0.0035	0.0038	(0.0034)	(0.0001)	(0.0035)
2017 - Resource Shares	1.0000	0.0002	0.0025	0.0027	(0.0024)	— ^(d)	(0.0024)
2017 - Cash Management Shares	1.0000	0.0051	(0.0033)	0.0018	(0.0015)	— ^(d)	(0.0015)
2016 - Institutional Shares	1.00	0.003	— ^(e)	0.003	(0.003)	— ^(e)	(0.003)
2016 - Select Shares	1.00	0.003	— ^(e)	0.003	(0.003)	— ^(e)	(0.003)
2016 - Preferred Shares	1.00	0.002	— ^(e)	0.002	(0.002)	— ^(e)	(0.002)
2016 - Capital Shares	1.00	0.002	— ^(e)	0.002	(0.002)	— ^(e)	(0.002)
2016 - Administration Shares	1.00	0.001	— ^(e)	0.001	(0.001)	— ^(e)	(0.001)
2016 - Premier Shares	1.00	0.001	— ^(e)	0.001	(0.001)	— ^(e)	(0.001)
2016 - Service Shares	1.00	— ^(e)	— ^(e)	— ^(e)	— ^(e)	— ^(e)	— ^(e)
2016 - Resource Shares	1.00	— ^(e)	— ^(e)	— ^(e)	— ^(e)	— ^(e)	— ^(e)
2016 - Cash Management Shares	1.00	0.001	— ^(e)	0.001	(0.001)	— ^(e)	(0.001)
2015 - Institutional Shares	1.00	— ^(e)	— ^(e)	— ^(e)	— ^(e)	— ^(e)	— ^(e)
2015 - Select Shares	1.00	— ^(e)	— ^(e)	— ^(e)	— ^(e)	— ^(e)	— ^(e)
2015 - Preferred Shares	1.00	— ^(e)	— ^(e)	— ^(e)	— ^(e)	— ^(e)	— ^(e)
2015 - Capital Shares	1.00	— ^(e)	— ^(e)	— ^(e)	— ^(e)	— ^(e)	— ^(e)
2015 - Administration Shares	1.00	— ^(e)	— ^(e)	— ^(e)	— ^(e)	— ^(e)	— ^(e)
2015 - Premier Shares	1.00	— ^(e)	— ^(e)	— ^(e)	— ^(e)	— ^(e)	— ^(e)
2015 - Service Shares	1.00	— ^(e)	— ^(e)	— ^(e)	— ^(e)	— ^(e)	— ^(e)
2015 - Resource Shares	1.00	— ^(e)	— ^(e)	— ^(e)	— ^(e)	— ^(e)	— ^(e)
2015 - Cash Management Shares	1.00	— ^(e)	— ^(e)	— ^(e)	— ^(e)	— ^(e)	— ^(e)
2014 - Institutional Shares	1.00	— ^(e)	— ^(e)	— ^(e)	— ^(e)	— ^(e)	— ^(e)
2014 - Select Shares	1.00	— ^(e)	— ^(e)	— ^(e)	— ^(e)	— ^(e)	— ^(e)
2014 - Preferred Shares	1.00	— ^(e)	— ^(e)	— ^(e)	— ^(e)	— ^(e)	— ^(e)
2014 - Capital Shares	1.00	— ^(e)	— ^(e)	— ^(e)	— ^(e)	— ^(e)	— ^(e)
2014 - Administration Shares	1.00	— ^(e)	— ^(e)	— ^(e)	— ^(e)	— ^(e)	— ^(e)
2014 - Premier Shares	1.00	— ^(e)	— ^(e)	— ^(e)	— ^(e)	— ^(e)	— ^(e)
2014 - Service Shares	1.00	— ^(e)	— ^(e)	— ^(e)	— ^(e)	— ^(e)	— ^(e)
2014 - Resource Shares	1.00	— ^(e)	— ^(e)	— ^(e)	— ^(e)	— ^(e)	— ^(e)
2014 - Cash Management Shares	1.00	— ^(e)	— ^(e)	— ^(e)	— ^(e)	— ^(e)	— ^(e)
2013 - Institutional Shares	1.00	0.001	— ^(e)	0.001	(0.001)	— ^(e)	(0.001)
2013 - Select Shares	1.00	— ^(e)	— ^(e)	— ^(e)	— ^(e)	— ^(e)	— ^(e)
2013 - Preferred Shares	1.00	— ^(e)	— ^(e)	— ^(e)	— ^(e)	— ^(e)	— ^(e)
2013 - Capital Shares	1.00	— ^(e)	— ^(e)	— ^(e)	— ^(e)	— ^(e)	— ^(e)
2013 - Administration Shares	1.00	— ^(e)	— ^(e)	— ^(e)	— ^(e)	— ^(e)	— ^(e)
2013 - Premier Shares	1.00	— ^(e)	— ^(e)	— ^(e)	— ^(e)	— ^(e)	— ^(e)
2013 - Service Shares	1.00	— ^(e)	— ^(e)	— ^(e)	— ^(e)	— ^(e)	— ^(e)
2013 - Resource Shares	1.00	— ^(e)	— ^(e)	— ^(e)	— ^(e)	— ^(e)	— ^(e)
2013 - Cash Management Shares	1.00	— ^(e)	— ^(e)	— ^(e)	— ^(e)	— ^(e)	— ^(e)

(a) Calculated based on the average shares outstanding methodology.

(b) Distributions may not coincide with the current year net investment income or net realized gains as distributions may be paid from current or prior year earnings.

(c) Assumes investment at the net asset value at the beginning of the year, reinvestment of all dividends and distributions, a complete redemption of the investment at the net asset value at the end of the year and no sales or redemption charges. Total returns would be reduced if a sales redemption charge was taken into account. Returns do not reflect the deduction of taxes that a shareholder would pay on Fund distributions or the redemption of Fund shares.

(d) Amount is less than \$0.00005 per share.

(e) Amount is less than \$0.0005 per share.

(f) Amount is less than 0.005% of average net assets.

Net asset value, end of year	Total return ^(c)	Net assets end of year (in 000s)	Ratio of net expenses to average net assets	Ratio of total expenses to average net assets	Ratio of net investment income (loss) to average net assets
\$1.0003	0.87%	\$ 1,467,979	0.18%	0.27%	0.73%
1.0003	0.84	18,082	0.21	0.30	0.97
1.0003	0.77	1,003	0.28	0.37	0.30
1.0003	0.72	407	0.33	0.42	0.24
1.0003	0.62	4,282	0.43	0.52	0.15
1.0003	0.53	1	0.53	0.62	0.71
1.0003	0.38	103	0.59	0.77	0.03
1.0003	0.27	1	0.52	0.92	0.02
1.0003	0.18	1	0.73	1.07	0.51
1.00	0.29	7,299,656	0.18	0.23	0.31
1.00	0.26	9,454	0.21	0.26	0.29
1.00	0.20	279,445	0.28	0.33	0.19
1.00	0.16	140,138	0.31	0.38	0.16
1.00	0.09	1,250,848	0.38	0.48	0.09
1.00	0.09	1	0.18	0.58	0.36
1.00	0.01	253,231	0.42	0.73	— ^(f)
1.00	0.01	71,804	0.46	0.88	0.01
1.00	0.09	1	0.18	1.03	0.37
1.00	0.03	9,211,383	0.18	0.23	0.03
1.00	0.01	88,996	0.20	0.26	0.01
1.00	0.01	332,798	0.21	0.33	0.01
1.00	0.01	103,978	0.21	0.38	0.01
1.00	0.01	1,893,461	0.20	0.48	0.01
1.00	0.01	1	0.18	0.58	0.40
1.00	0.01	777,357	0.20	0.73	0.01
1.00	0.01	72,031	0.20	0.88	0.01
1.00	0.01	1	0.18	1.03	0.40
1.00	0.02	10,934,044	0.18	0.23	0.02
1.00	0.01	118,994	0.19	0.26	0.01
1.00	0.01	108,264	0.19	0.33	0.01
1.00	0.01	72,327	0.19	0.38	0.01
1.00	0.01	1,644,425	0.19	0.48	0.01
1.00	0.01	1	0.18	0.58	0.40
1.00	0.01	938,791	0.19	0.73	0.01
1.00	0.01	78,532	0.19	0.88	0.01
1.00	0.01	1	0.18	1.03	0.40
1.00	0.07	13,339,031	0.18	0.23	0.07
1.00	0.05	212,468	0.21	0.26	0.04
1.00	0.01	227,037	0.24	0.33	— ^(f)
1.00	0.01	102,509	0.26	0.38	— ^(f)
1.00	0.01	2,579,850	0.24	0.48	— ^(f)
1.00	0.01	1	0.18	0.58	0.40
1.00	0.01	767,593	0.24	0.73	— ^(f)
1.00	0.01	91,805	0.25	0.88	— ^(f)
1.00	0.01	1	0.18	1.03	0.40

FINANCIAL SQUARE MONEY MARKET FUND

Year - Share Class	Net asset value, beginning of year	From investment operations			Distributions to shareholders		
		Net investment income ^(a)	Net realized and unrealized gain (loss)	Total from investment operations	From net investment income	From net realized gains	Total distributions ^(b)
FOR THE FISCAL YEARS ENDED AUGUST 31,							
2017 - Institutional Shares	\$1.0000	\$0.0071	\$ 0.0015	\$0.0086	\$(0.0082)	\$(0.0001)	\$(0.0083)
2017 - Select Shares	1.0000	0.0040	0.0043	0.0083	(0.0079)	(0.0001)	(0.0080)
2017 - Preferred Shares	1.0000	0.0032	0.0044	0.0076	(0.0072)	(0.0001)	(0.0073)
2017 - Capital Shares	1.0000	0.0020	0.0051	0.0071	(0.0068)	— ^(d)	(0.0068)
2017 - Administration Shares	1.0000	0.0024	0.0037	0.0061	(0.0057)	(0.0001)	(0.0058)
2017 - Premier Shares	1.0000	0.0068	(0.0016)	0.0052	(0.0049)	— ^(d)	(0.0049)
2017 - Service Shares	1.0000	0.0011	0.0027	0.0038	(0.0034)	(0.0001)	(0.0035)
2017 - Resource Shares	1.0000	0.0068	(0.0040)	0.0028	(0.0025)	— ^(d)	(0.0025)
2017 - Cash Management Shares	1.0000	0.0001	0.0017	0.0018	(0.0015)	— ^(d)	(0.0015)
2016 - Institutional Shares	1.00	0.003	— ^(e)	0.003	(0.003)	— ^(e)	(0.003)
2016 - Select Shares	1.00	0.003	— ^(e)	0.003	(0.003)	— ^(e)	(0.003)
2016 - Preferred Shares	1.00	0.002	— ^(e)	0.002	(0.002)	— ^(e)	(0.002)
2016 - Capital Shares	1.00	0.002	— ^(e)	0.002	(0.002)	— ^(e)	(0.002)
2016 - Administration Shares	1.00	0.001	— ^(e)	0.001	(0.001)	— ^(e)	(0.001)
2016 - Premier Shares	1.00	0.001	— ^(e)	0.001	(0.001)	— ^(e)	(0.001)
2016 - Service Shares	1.00	— ^(e)	— ^(e)	— ^(e)	— ^(e)	— ^(e)	— ^(e)
2016 - Resource Shares	1.00	0.001	— ^(e)	0.001	(0.001)	— ^(e)	(0.001)
2016 - Cash Management Shares	1.00	— ^(e)	— ^(e)	— ^(e)	— ^(e)	— ^(e)	— ^(e)
2015 - Institutional Shares	1.00	0.001	— ^(e)	0.001	(0.001)	— ^(e)	(0.001)
2015 - Select Shares	1.00	0.001	— ^(e)	0.001	(0.001)	— ^(e)	(0.001)
2015 - Preferred Shares	1.00	— ^(e)	— ^(e)	— ^(e)	— ^(e)	— ^(e)	— ^(e)
2015 - Capital Shares	1.00	— ^(e)	— ^(e)	— ^(e)	— ^(e)	— ^(e)	— ^(e)
2015 - Administration Shares	1.00	— ^(e)	— ^(e)	— ^(e)	— ^(e)	— ^(e)	— ^(e)
2015 - Premier Shares	1.00	— ^(e)	— ^(e)	— ^(e)	— ^(e)	— ^(e)	— ^(e)
2015 - Service Shares	1.00	— ^(e)	— ^(e)	— ^(e)	— ^(e)	— ^(e)	— ^(e)
2015 - Resource Shares	1.00	— ^(e)	— ^(e)	— ^(e)	— ^(e)	— ^(e)	— ^(e)
2015 - Cash Management Shares	1.00	— ^(e)	— ^(e)	— ^(e)	— ^(e)	— ^(e)	— ^(e)
2014 - Institutional Shares	1.00	0.001	— ^(e)	0.001	(0.001)	— ^(e)	(0.001)
2014 - Select Shares	1.00	— ^(e)	— ^(e)	— ^(e)	— ^(e)	— ^(e)	— ^(e)
2014 - Preferred Shares	1.00	— ^(e)	— ^(e)	— ^(e)	— ^(e)	— ^(e)	— ^(e)
2014 - Capital Shares	1.00	— ^(e)	— ^(e)	— ^(e)	— ^(e)	— ^(e)	— ^(e)
2014 - Administration Shares	1.00	— ^(e)	— ^(e)	— ^(e)	— ^(e)	— ^(e)	— ^(e)
2014 - Premier Shares	1.00	— ^(e)	— ^(e)	— ^(e)	— ^(e)	— ^(e)	— ^(e)
2014 - Service Shares	1.00	— ^(e)	— ^(e)	— ^(e)	— ^(e)	— ^(e)	— ^(e)
2014 - Resource Shares	1.00	— ^(e)	— ^(e)	— ^(e)	— ^(e)	— ^(e)	— ^(e)
2014 - Cash Management Shares	1.00	— ^(e)	— ^(e)	— ^(e)	— ^(e)	— ^(e)	— ^(e)
2013 - Institutional Shares	1.00	0.001	— ^(e)	0.001	(0.001)	— ^(e)	(0.001)
2013 - Select Shares	1.00	0.001	— ^(e)	0.001	(0.001)	— ^(e)	(0.001)
2013 - Preferred Shares	1.00	— ^(e)	— ^(e)	— ^(e)	— ^(e)	— ^(e)	— ^(e)
2013 - Capital Shares	1.00	— ^(e)	— ^(e)	— ^(e)	— ^(e)	— ^(e)	— ^(e)
2013 - Administration Shares	1.00	— ^(e)	— ^(e)	— ^(e)	— ^(e)	— ^(e)	— ^(e)
2013 - Premier Shares	1.00	— ^(e)	— ^(e)	— ^(e)	— ^(e)	— ^(e)	— ^(e)
2013 - Service Shares	1.00	— ^(e)	— ^(e)	— ^(e)	— ^(e)	— ^(e)	— ^(e)
2013 - Resource Shares	1.00	— ^(e)	— ^(e)	— ^(e)	— ^(e)	— ^(e)	— ^(e)
2013 - Cash Management Shares	1.00	— ^(e)	— ^(e)	— ^(e)	— ^(e)	— ^(e)	— ^(e)

(a) Calculated based on the average shares outstanding methodology.

(b) Distributions may not coincide with the current year net investment income or net realized gains as distributions may be paid from current or prior year earnings.

(c) Assumes investment at the net asset value at the beginning of the year, reinvestment of all dividends and distributions, a complete redemption of the investment at the net asset value at the end of the year and no sales or redemption charges. Total returns would be reduced if a sales redemption charge was taken into account. Returns do not reflect the deduction of taxes that a shareholder would pay on Fund distributions or the redemption of Fund shares.

(d) Amount is less than \$0.00005 per share.

(e) Amount is less than \$0.0005 per share.

(f) Amount is less than 0.005% of average net assets.

Net asset value, end of year	Total return ^(c)	Net assets end of year (in 000s)	Ratio of net expenses to average net assets	Ratio of total expenses to average net assets	Ratio of net investment income (loss) to average net assets
\$1.0003	0.87%	\$ 2,542,693	0.18%	0.25%	0.71%
1.0003	0.84	9,847	0.21	0.28	0.40
1.0003	0.77	1,418	0.28	0.35	0.32
1.0003	0.72	1	0.33	0.40	0.20
1.0003	0.61	5,516	0.43	0.50	0.24
1.0003	0.52	1	0.53	0.60	0.69
1.0003	0.38	67	0.60	0.75	0.11
1.0003	0.28	1	0.53	0.90	0.68
1.0003	0.18	1	0.50	1.05	0.01
1.00	0.32	15,336,774	0.18	0.23	0.32
1.00	0.29	1,080,075	0.21	0.26	0.29
1.00	0.22	59,053	0.28	0.33	0.20
1.00	0.18	108,671	0.33	0.38	0.18
1.00	0.10	316,162	0.40	0.48	0.09
1.00	0.10	1	0.19	0.58	0.37
1.00	0.01	17,000	0.49	0.73	— ^(f)
1.00	0.10	1	0.19	0.88	0.37
1.00	0.01	10,742	0.51	1.03	— ^(f)
1.00	0.09	32,746,797	0.18	0.23	0.08
1.00	0.06	1,917,216	0.21	0.26	0.06
1.00	0.01	116,846	0.26	0.33	0.01
1.00	0.01	201,440	0.27	0.38	— ^(f)
1.00	0.01	430,947	0.26	0.48	— ^(f)
1.00	0.01	1	0.18	0.58	0.40
1.00	0.01	21,066	0.26	0.73	— ^(f)
1.00	0.01	1	0.18	0.88	0.40
1.00	0.01	8,041	0.28	1.03	— ^(f)
1.00	0.06	26,529,130	0.18	0.23	0.06
1.00	0.03	527,470	0.21	0.26	0.03
1.00	0.01	66,193	0.24	0.33	0.01
1.00	0.01	36,709	0.24	0.38	0.01
1.00	0.01	277,404	0.24	0.48	0.01
1.00	0.01	1	0.24	0.58	0.01
1.00	0.01	20,963	0.24	0.73	0.01
1.00	0.01	1	0.18	0.88	0.40
1.00	0.01	1	0.18	1.03	0.40
1.00	0.11	25,047,026	0.18	0.23	0.11
1.00	0.08	178,080	0.21	0.26	0.08
1.00	0.02	44,177	0.27	0.33	0.02
1.00	0.01	44,542	0.28	0.38	— ^(f)
1.00	0.01	338,423	0.29	0.48	— ^(f)
1.00	0.01	30,335	0.28	0.58	— ^(f)
1.00	0.01	40,544	0.28	0.73	— ^(f)
1.00	0.01	1	0.18	0.88	0.40
1.00	0.01	1	0.18	1.03	0.40

FINANCIAL SQUARE TAX-EXEMPT MONEY MARKET FUND

Year - Share Class	Net asset value, beginning of period	From investment operations			Distributions to shareholders		
		Net investment income ^(a)	Net realized and unrealized gain (loss)	Total from investment operations	From net investment income	From net realized gains	Total distributions ^(b)
FOR THE FISCAL YEAR ENDED AUGUST 31,							
2017 - Institutional Shares	\$1.0000	\$0.0054	\$ — ^(d)	\$0.0054	\$(0.0054)	\$— ^(d)	\$(0.0054)
2017 - Select Shares	1.0000	0.0050	0.0002	0.0052	(0.0051)	— ^(d)	(0.0051)
2017 - Preferred Shares	1.0000	0.0043	0.0001	0.0044	(0.0044)	— ^(d)	(0.0044)
2017 - Capital Shares	1.0000	0.0039	— ^(d)	0.0039	(0.0039)	— ^(d)	(0.0039)
2017 - Administration Shares	1.0000	0.0028	0.0001	0.0029	(0.0029)	— ^(d)	(0.0029)
2017 - Service Shares	1.0000	0.0008	(0.0001)	0.0007	(0.0007)	— ^(d)	(0.0007)
2017 - Resource Shares	1.0000	0.0004	(0.0003)	0.0001	(0.0001)	— ^(d)	(0.0001)
FOR THE PERIOD ENDED AUGUST 31,*							
2016 - Institutional Shares	1.00	0.001	— ^(e)	0.001	(0.001)	— ^(e)	(0.001)
2016 - Select Shares	1.00	0.001	— ^(e)	0.001	(0.001)	— ^(e)	(0.001)
2016 - Preferred Shares	1.00	— ^(e)	— ^(e)	— ^(e)	— ^(e)	— ^(e)	— ^(e)
2016 - Capital Shares	1.00	— ^(e)	— ^(e)	— ^(e)	— ^(e)	— ^(e)	— ^(e)
2016 - Administration Shares	1.00	— ^(e)	— ^(e)	— ^(e)	— ^(e)	— ^(e)	— ^(e)
2016 - Service Shares	1.00	— ^(e)	— ^(e)	— ^(e)	— ^(e)	— ^(e)	— ^(e)
2016 - Resource Shares	1.00	— ^(e)	— ^(e)	— ^(e)	— ^(e)	— ^(e)	— ^(e)

* Commenced operations on March 31, 2016.

(a) Calculated based on the average shares outstanding methodology.

(b) Distributions may not coincide with the current year net investment income or net realized gains as distributions may be paid from current or prior year earnings.

(c) Assumes investment at the net asset value at the beginning of the year, reinvestment of all dividends and distributions, a complete redemption of the investment at the net asset value at the end of the year and no sales or redemption charges. Total returns would be reduced if a sales redemption charge was taken into account. Returns do not reflect the deduction of taxes that a shareholder would pay on Fund distributions or the redemption of Fund shares. Total returns for periods less than one full year are not annualized.

(d) Amount is less than \$0.00005 per share.

(e) Amount is less than \$0.0005 per share.

(f) Annualized.

Net asset value, end of period	Total return ^(c)	Net assets end of period (in 000s)	Ratio of net expenses to average net assets	Ratio of total expenses to average net assets	Ratio of net investment income to average net assets
\$1.0000	0.54%	\$ 7,945	0.18%	8.56%	0.54%
1.0001	0.52	10	0.22	8.59	0.50
1.0000	0.44	10	0.29	8.66	0.43
1.0000	0.39	10	0.33	8.71	0.39
1.0000	0.29	10	0.44	8.81	0.28
1.0000	0.07	10	0.64	9.06	0.08
1.0000	0.01	10	0.68	9.21	0.04
1.00	0.09	12,495	0.18 ^(f)	9.48 ^(f)	0.23 ^(f)
1.00	0.07	10	0.22 ^(f)	9.51 ^(f)	0.17 ^(f)
1.00	0.04	10	0.29 ^(f)	9.58 ^(f)	0.10 ^(f)
1.00	0.03	10	0.32 ^(f)	9.63 ^(f)	0.07 ^(f)
1.00	0.02	10	0.34 ^(f)	9.73 ^(f)	0.04 ^(f)
1.00	0.02	10	0.35 ^(f)	9.98 ^(f)	0.04 ^(f)
1.00	0.02	10	0.35 ^(f)	10.13 ^(f)	0.04 ^(f)

FINANCIAL SQUARE TREASURY OBLIGATIONS FUND

Year - Share Class	Net asset value, beginning of year	From investment operations			Distributions to shareholders		
		Net investment income ^(a)	Net realized gain (loss)	Total from investment operations	From net investment income	From net realized gains	Total distributions ^(b)
FOR THE FISCAL YEARS ENDED AUGUST 31,							
2017 - Institutional Shares	\$1.00	\$0.005	\$ — ^(d)	\$0.005	\$(0.005)	\$— ^(d)	\$(0.005)
2017 - Select Shares	1.00	0.005	— ^(d)	0.005	(0.005)	— ^(d)	(0.005)
2017 - Preferred Shares	1.00	0.004	— ^(d)	0.004	(0.004)	— ^(d)	(0.004)
2017 - Capital Shares	1.00	0.003	— ^(d)	0.003	(0.003)	— ^(d)	(0.003)
2017 - Administration Shares	1.00	0.002	0.001	0.003	(0.003)	— ^(d)	(0.003)
2017 - Premier Shares	1.00	0.004	(0.002)	0.002	(0.002)	— ^(d)	(0.002)
2017 - Service Shares	1.00	0.001	— ^(d)	0.001	(0.001)	— ^(d)	(0.001)
2017 - Resource Shares	1.00	0.004	(0.004)	— ^(d)	— ^(d)	— ^(d)	— ^(d)
2017 - Cash Management Shares	1.00	0.001	(0.001)	— ^(d)	— ^(d)	— ^(d)	— ^(d)
2016 - Institutional Shares	1.00	0.002	— ^(d)	0.002	(0.002)	— ^(d)	(0.002)
2016 - Select Shares	1.00	0.001	— ^(d)	0.001	(0.001)	— ^(d)	(0.001)
2016 - Preferred Shares	1.00	0.001	— ^(d)	0.001	(0.001)	— ^(d)	(0.001)
2016 - Capital Shares	1.00	— ^(d)	— ^(d)	— ^(d)	— ^(d)	— ^(d)	— ^(d)
2016 - Administration Shares	1.00	— ^(d)	— ^(d)	— ^(d)	— ^(d)	— ^(d)	— ^(d)
2016 - Premier Shares	1.00	— ^(d)	— ^(d)	— ^(d)	— ^(d)	— ^(d)	— ^(d)
2016 - Service Shares	1.00	— ^(d)	— ^(d)	— ^(d)	— ^(d)	— ^(d)	— ^(d)
2016 - Resource Shares	1.00	— ^(d)	— ^(d)	— ^(d)	— ^(d)	— ^(d)	— ^(d)
2016 - Cash Management Shares	1.00	— ^(d)	— ^(d)	— ^(d)	— ^(d)	— ^(d)	— ^(d)
2015 - Institutional Shares	1.00	— ^(d)	— ^(d)	— ^(d)	— ^(d)	— ^(d)	— ^(d)
2015 - Select Shares	1.00	— ^(d)	— ^(d)	— ^(d)	— ^(d)	— ^(d)	— ^(d)
2015 - Preferred Shares	1.00	— ^(d)	— ^(d)	— ^(d)	— ^(d)	— ^(d)	— ^(d)
2015 - Capital Shares	1.00	— ^(d)	— ^(d)	— ^(d)	— ^(d)	— ^(d)	— ^(d)
2015 - Administration Shares	1.00	— ^(d)	— ^(d)	— ^(d)	— ^(d)	— ^(d)	— ^(d)
2015 - Premier Shares	1.00	— ^(d)	— ^(d)	— ^(d)	— ^(d)	— ^(d)	— ^(d)
2015 - Service Shares	1.00	— ^(d)	— ^(d)	— ^(d)	— ^(d)	— ^(d)	— ^(d)
2015 - Resource Shares	1.00	— ^(d)	— ^(d)	— ^(d)	— ^(d)	— ^(d)	— ^(d)
2015 - Cash Management Shares	1.00	— ^(d)	— ^(d)	— ^(d)	— ^(d)	— ^(d)	— ^(d)
2014 - Institutional Shares	1.00	— ^(d)	— ^(d)	— ^(d)	— ^(d)	— ^(d)	— ^(d)
2014 - Select Shares	1.00	— ^(d)	— ^(d)	— ^(d)	— ^(d)	— ^(d)	— ^(d)
2014 - Preferred Shares	1.00	— ^(d)	— ^(d)	— ^(d)	— ^(d)	— ^(d)	— ^(d)
2014 - Capital Shares	1.00	— ^(d)	— ^(d)	— ^(d)	— ^(d)	— ^(d)	— ^(d)
2014 - Administration Shares	1.00	— ^(d)	— ^(d)	— ^(d)	— ^(d)	— ^(d)	— ^(d)
2014 - Premier Shares	1.00	— ^(d)	— ^(d)	— ^(d)	— ^(d)	— ^(d)	— ^(d)
2014 - Service Shares	1.00	— ^(d)	— ^(d)	— ^(d)	— ^(d)	— ^(d)	— ^(d)
2014 - Resource Shares	1.00	— ^(d)	— ^(d)	— ^(d)	— ^(d)	— ^(d)	— ^(d)
2014 - Cash Management Shares	1.00	— ^(d)	— ^(d)	— ^(d)	— ^(d)	— ^(d)	— ^(d)
2013 - Institutional Shares	1.00	— ^(d)	— ^(d)	— ^(d)	— ^(d)	— ^(d)	— ^(d)
2013 - Select Shares	1.00	— ^(d)	— ^(d)	— ^(d)	— ^(d)	— ^(d)	— ^(d)
2013 - Preferred Shares	1.00	— ^(d)	— ^(d)	— ^(d)	— ^(d)	— ^(d)	— ^(d)
2013 - Capital Shares	1.00	— ^(d)	— ^(d)	— ^(d)	— ^(d)	— ^(d)	— ^(d)
2013 - Administration Shares	1.00	— ^(d)	— ^(d)	— ^(d)	— ^(d)	— ^(d)	— ^(d)
2013 - Premier Shares	1.00	— ^(d)	— ^(d)	— ^(d)	— ^(d)	— ^(d)	— ^(d)
2013 - Service Shares	1.00	— ^(d)	— ^(d)	— ^(d)	— ^(d)	— ^(d)	— ^(d)
2013 - Resource Shares	1.00	— ^(d)	— ^(d)	— ^(d)	— ^(d)	— ^(d)	— ^(d)
2013 - Cash Management Shares	1.00	— ^(d)	— ^(d)	— ^(d)	— ^(d)	— ^(d)	— ^(d)

(a) Calculated based on the average shares outstanding methodology.

(b) Distributions may not coincide with the current year net investment income or net realized gains as distributions may be paid from current or prior year earnings.

(c) Assumes reinvestment of all distributions. Returns do not reflect the deduction of taxes that a shareholder would pay on Fund distributions.

(d) Amount is less than \$0.0005 per share.

(e) Amount is less than 0.005% of average net assets.

Net asset value, end of year	Total return ^(c)	Net assets end of year (in 000s)	Ratio of net expenses to average net assets	Ratio of total expenses to average net assets	Ratio of net investment income (loss) to average net assets
\$1.00	0.50%	\$15,091,527	0.20%	0.23%	0.47%
1.00	0.47	67,865	0.23	0.26	0.46
1.00	0.40	123,436	0.30	0.33	0.40
1.00	0.35	269,417	0.35	0.38	0.34
1.00	0.26	1,307,550	0.44	0.48	0.25
1.00	0.19	1	0.27	0.58	0.37
1.00	0.11	954,846	0.59	0.73	0.11
1.00	0.05	1	0.27	0.88	0.37
1.00	0.02	154	0.97	1.03	0.14
1.00	0.15	19,950,969	0.19	0.23	0.14
1.00	0.13	505,162	0.21	0.26	0.12
1.00	0.08	81,542	0.25	0.33	0.05
1.00	0.05	404,533	0.30	0.38	0.03
1.00	0.01	1,543,863	0.33	0.48	(0.01)
1.00	0.01	1	0.19	0.58	0.36
1.00	0.01	787,768	0.33	0.73	(0.01)
1.00	0.01	1	0.19	0.88	0.36
1.00	0.01	1	0.19	1.03	0.36
1.00	0.01	12,758,713	0.10	0.23	—(e)
1.00	0.01	169,026	0.10	0.26	—(e)
1.00	0.01	220,426	0.10	0.33	—(e)
1.00	0.01	442,625	0.10	0.38	0.01
1.00	0.01	1,620,517	0.10	0.48	—(e)
1.00	0.01	1	0.10	0.58	(0.02)
1.00	0.01	940,671	0.10	0.73	—(e)
1.00	0.01	1	0.10	0.88	0.40
1.00	0.01	1	0.10	1.03	0.40
1.00	0.01	12,822,354	0.08	0.23	0.01
1.00	0.01	279,848	0.08	0.26	—(e)
1.00	0.01	205,386	0.08	0.33	—(e)
1.00	0.01	356,753	0.08	0.38	—(e)
1.00	0.01	2,144,601	0.08	0.48	—(e)
1.00	0.01	948	0.08	0.58	(0.01)
1.00	0.01	915,527	0.08	0.73	—(e)
1.00	0.01	1	0.08	0.88	0.40
1.00	0.01	1	0.08	1.03	0.40
1.00	0.01	6,998,695	0.14	0.23	0.01
1.00	0.01	189,482	0.14	0.26	0.01
1.00	0.01	146,636	0.14	0.33	0.01
1.00	0.01	317,742	0.14	0.38	0.01
1.00	0.01	1,577,830	0.14	0.48	0.01
1.00	0.01	97,655	0.14	0.58	—(e)
1.00	0.01	1,061,790	0.14	0.73	0.01
1.00	0.01	1	0.14	0.88	0.40
1.00	0.01	1	0.14	1.03	0.40

FINANCIAL SQUARE TREASURY INSTRUMENTS FUND

Year - Share Class	Net asset value, beginning of year	From investment operations			Distributions to shareholders		
		Net investment income ^(a)	Net realized gain (loss)	Total from investment operations	From net investment income	From net realized gains	Total distributions ^(b)
FOR THE FISCAL YEARS ENDED AUGUST 31,							
2017 - Institutional Shares	\$1.00	\$0.005	\$ — ^(d)	\$0.005	\$(0.005)	\$— ^(d)	\$(0.005)
2017 - Select Shares	1.00	0.004	0.001	0.005	(0.005)	— ^(d)	(0.005)
2017 - Preferred Shares	1.00	0.003	0.001	0.004	(0.004)	— ^(d)	(0.004)
2017 - Capital Shares	1.00	0.004	(0.001)	0.003	(0.003)	— ^(d)	(0.003)
2017 - Administration Shares	1.00	0.003	(0.001)	0.002	(0.002)	— ^(d)	(0.002)
2017 - Premier Shares	1.00	0.002	— ^(d)	0.002	(0.002)	— ^(d)	(0.002)
2017 - Service Shares	1.00	0.001	— ^(d)	0.001	(0.001)	— ^(d)	(0.001)
2017 - Resource Shares	1.00	0.004	(0.004)	— ^(d)	— ^(d)	— ^(d)	— ^(d)
2017 - Cash Management Shares	1.00	— ^(d)	— ^(d)	— ^(d)	— ^(d)	— ^(d)	— ^(d)
2016 - Institutional Shares	1.00	0.001	— ^(d)	0.001	(0.001)	— ^(d)	(0.001)
2016 - Select Shares	1.00	0.001	— ^(d)	0.001	(0.001)	— ^(d)	(0.001)
2016 - Preferred Shares	1.00	0.001	— ^(d)	0.001	(0.001)	— ^(d)	(0.001)
2016 - Capital Shares	1.00	— ^(d)	— ^(d)	— ^(d)	— ^(d)	— ^(d)	— ^(d)
2016 - Administration Shares	1.00	— ^(d)	— ^(d)	— ^(d)	— ^(d)	— ^(d)	— ^(d)
2016 - Premier Shares	1.00	— ^(d)	— ^(d)	— ^(d)	— ^(d)	— ^(d)	— ^(d)
2016 - Service Shares	1.00	— ^(d)	— ^(d)	— ^(d)	— ^(d)	— ^(d)	— ^(d)
2016 - Resource Shares	1.00	— ^(d)	— ^(d)	— ^(d)	— ^(d)	— ^(d)	— ^(d)
2016 - Cash Management Shares	1.00	— ^(d)	— ^(d)	— ^(d)	— ^(d)	— ^(d)	— ^(d)
2015 - Institutional Shares	1.00	— ^(d)	— ^(d)	— ^(d)	— ^(d)	— ^(d)	— ^(d)
2015 - Select Shares	1.00	— ^(d)	— ^(d)	— ^(d)	— ^(d)	— ^(d)	— ^(d)
2015 - Preferred Shares	1.00	— ^(d)	— ^(d)	— ^(d)	— ^(d)	— ^(d)	— ^(d)
2015 - Capital Shares	1.00	— ^(d)	— ^(d)	— ^(d)	— ^(d)	— ^(d)	— ^(d)
2015 - Administration Shares	1.00	— ^(d)	— ^(d)	— ^(d)	— ^(d)	— ^(d)	— ^(d)
2015 - Premier Shares	1.00	— ^(d)	— ^(d)	— ^(d)	— ^(d)	— ^(d)	— ^(d)
2015 - Service Shares	1.00	— ^(d)	— ^(d)	— ^(d)	— ^(d)	— ^(d)	— ^(d)
2015 - Resource Shares	1.00	— ^(d)	— ^(d)	— ^(d)	— ^(d)	— ^(d)	— ^(d)
2015 - Cash Management Shares	1.00	— ^(d)	— ^(d)	— ^(d)	— ^(d)	— ^(d)	— ^(d)
2014 - Institutional Shares	1.00	— ^(d)	— ^(d)	— ^(d)	— ^(d)	— ^(d)	— ^(d)
2014 - Select Shares	1.00	— ^(d)	— ^(d)	— ^(d)	— ^(d)	— ^(d)	— ^(d)
2014 - Preferred Shares	1.00	— ^(d)	— ^(d)	— ^(d)	— ^(d)	— ^(d)	— ^(d)
2014 - Capital Shares	1.00	— ^(d)	— ^(d)	— ^(d)	— ^(d)	— ^(d)	— ^(d)
2014 - Administration Shares	1.00	— ^(d)	— ^(d)	— ^(d)	— ^(d)	— ^(d)	— ^(d)
2014 - Premier Shares	1.00	— ^(d)	— ^(d)	— ^(d)	— ^(d)	— ^(d)	— ^(d)
2014 - Service Shares	1.00	— ^(d)	— ^(d)	— ^(d)	— ^(d)	— ^(d)	— ^(d)
2014 - Resource Shares	1.00	— ^(d)	— ^(d)	— ^(d)	— ^(d)	— ^(d)	— ^(d)
2014 - Cash Management Shares	1.00	— ^(d)	— ^(d)	— ^(d)	— ^(d)	— ^(d)	— ^(d)
2013 - Institutional Shares	1.00	— ^(d)	— ^(d)	— ^(d)	— ^(d)	— ^(d)	— ^(d)
2013 - Select Shares	1.00	— ^(d)	— ^(d)	— ^(d)	— ^(d)	— ^(d)	— ^(d)
2013 - Preferred Shares	1.00	— ^(d)	— ^(d)	— ^(d)	— ^(d)	— ^(d)	— ^(d)
2013 - Capital Shares	1.00	— ^(d)	— ^(d)	— ^(d)	— ^(d)	— ^(d)	— ^(d)
2013 - Administration Shares	1.00	— ^(d)	— ^(d)	— ^(d)	— ^(d)	— ^(d)	— ^(d)
2013 - Premier Shares	1.00	— ^(d)	— ^(d)	— ^(d)	— ^(d)	— ^(d)	— ^(d)
2013 - Service Shares	1.00	— ^(d)	— ^(d)	— ^(d)	— ^(d)	— ^(d)	— ^(d)
2013 - Resource Shares	1.00	— ^(d)	— ^(d)	— ^(d)	— ^(d)	— ^(d)	— ^(d)
2013 - Cash Management Shares	1.00	— ^(d)	— ^(d)	— ^(d)	— ^(d)	— ^(d)	— ^(d)

(a) Calculated based on the average shares outstanding methodology.

(b) Distributions may not coincide with the current year net investment income or net realized gains as distributions may be paid from current or prior year earnings.

(c) Assumes reinvestment of all distributions. Returns do not reflect the deduction of taxes that a shareholder would pay on Fund distributions.

(d) Amount is less than \$0.0005 per share.

(e) Amount is less than 0.005% of average net assets.

(f) Amount is less than 0.005%.

Net asset value, end of year	Total return ^(c)	Net assets end of year (in 000s)	Ratio of net expenses to average net assets	Ratio of total expenses to average net assets	Ratio of net investment income (loss) to average net assets
\$1.00	0.48%	\$44,355,448	0.20%	0.23%	0.47%
1.00	0.45	47,839	0.23	0.26	0.43
1.00	0.38	39,754	0.30	0.33	0.34
1.00	0.33	1,054,817	0.35	0.38	0.38
1.00	0.24	2,817,291	0.44	0.48	0.26
1.00	0.17	56,059	0.50	0.58	0.20
1.00	0.10	47,234	0.55	0.73	0.05
1.00	0.04	1	0.26	0.88	0.37
1.00	0.01	30	0.61	1.03	— ^(e)
1.00	0.13	50,595,412	0.19	0.23	0.14
1.00	0.11	21,009	0.21	0.26	0.07
1.00	0.06	12,735	0.26	0.33	0.05
1.00	0.03	495,853	0.30	0.38	0.02
1.00	— ^(f)	2,186,426	0.32	0.48	(0.01)
1.00	— ^(f)	19,142	0.38	0.58	(0.02)
1.00	— ^(f)	91,598	0.29	0.73	(0.01)
1.00	— ^(f)	1	0.19	0.88	0.37
1.00	— ^(f)	279	0.35	1.03	0.05
1.00	— ^(f)	34,094,054	0.06	0.23	— ^(e)
1.00	— ^(f)	80,008	0.06	0.26	— ^(e)
1.00	— ^(f)	33,032	0.06	0.33	— ^(e)
1.00	— ^(f)	353,326	0.06	0.38	— ^(e)
1.00	— ^(f)	2,101,757	0.06	0.48	— ^(e)
1.00	— ^(f)	54	0.06	0.58	— ^(e)
1.00	— ^(f)	197,083	0.06	0.73	— ^(e)
1.00	— ^(f)	1	0.06	0.88	0.40
1.00	— ^(f)	1	0.06	1.03	0.40
1.00	— ^(f)	31,170,061	0.07	0.23	— ^(e)
1.00	— ^(f)	192,930	0.07	0.26	— ^(e)
1.00	— ^(f)	43,335	0.07	0.33	— ^(e)
1.00	— ^(f)	163,450	0.07	0.38	— ^(e)
1.00	— ^(f)	1,231,641	0.07	0.48	— ^(e)
1.00	— ^(f)	2,720	0.07	0.58	— ^(e)
1.00	— ^(f)	140,016	0.07	0.73	— ^(e)
1.00	— ^(f)	1	0.07	0.88	0.40
1.00	— ^(f)	1	0.07	1.03	0.40
1.00	— ^(f)	25,382,266	0.10	0.23	— ^(e)
1.00	— ^(f)	224,452	0.10	0.26	— ^(e)
1.00	— ^(f)	110,400	0.10	0.33	— ^(e)
1.00	— ^(f)	165,250	0.10	0.38	— ^(e)
1.00	— ^(f)	1,352,128	0.10	0.48	— ^(e)
1.00	— ^(f)	360,992	0.10	0.58	— ^(e)
1.00	— ^(f)	185,658	0.10	0.73	— ^(e)
1.00	— ^(f)	1	0.10	0.88	— ^(e)
1.00	— ^(f)	1	0.10	1.03	— ^(e)

FINANCIAL SQUARE TREASURY SOLUTIONS FUND

Year - Share Class	Net asset value, beginning of year	From investment operations			Distributions to shareholders		
		Net investment income ^(a)	Net realized gain (loss)	Total from investment operations	From net investment income	From net realized gains	Total distributions ^(b)
FOR THE FISCAL YEARS ENDED AUGUST 31,							
2017 - Institutional Shares	\$1.00	\$0.005	\$ — ^(d)	\$0.005	\$(0.005)	\$— ^(d)	\$(0.005)
2017 - Select Shares	1.00	0.004	0.001	0.005	(0.005)	— ^(d)	(0.005)
2017 - Preferred Shares	1.00	0.003	0.001	0.004	(0.004)	— ^(d)	(0.004)
2017 - Capital Shares	1.00	0.003	— ^(d)	0.003	(0.003)	— ^(d)	(0.003)
2017 - Administration Shares	1.00	0.003	— ^(d)	0.003	(0.003)	— ^(d)	(0.003)
2017 - Premier Shares	1.00	0.001	0.001	0.002	(0.002)	— ^(d)	(0.002)
2017 - Service Shares	1.00	0.001	— ^(d)	0.001	(0.001)	— ^(d)	(0.001)
2017 - Resource Shares	1.00	0.004	(0.004)	— ^(d)	— ^(d)	— ^(d)	— ^(d)
2017 - Cash Management Shares	1.00	— ^(d)	— ^(d)	— ^(d)	— ^(d)	— ^(d)	— ^(d)
2016 - Institutional Shares	1.00	0.001	— ^(d)	0.001	(0.001)	— ^(d)	(0.001)
2016 - Select Shares	1.00	0.001	— ^(d)	0.001	(0.001)	— ^(d)	(0.001)
2016 - Preferred Shares	1.00	0.001	— ^(d)	0.001	(0.001)	— ^(d)	(0.001)
2016 - Capital Shares	1.00	— ^(d)	— ^(d)	— ^(d)	— ^(d)	— ^(d)	— ^(d)
2016 - Administration Shares	1.00	— ^(d)	— ^(d)	— ^(d)	— ^(d)	— ^(d)	— ^(d)
2016 - Premier Shares	1.00	— ^(d)	— ^(d)	— ^(d)	— ^(d)	— ^(d)	— ^(d)
2016 - Service Shares	1.00	— ^(d)	— ^(d)	— ^(d)	— ^(d)	— ^(d)	— ^(d)
2016 - Resource Shares	1.00	— ^(d)	— ^(d)	— ^(d)	— ^(d)	— ^(d)	— ^(d)
2016 - Cash Management Shares	1.00	— ^(d)	— ^(d)	— ^(d)	— ^(d)	— ^(d)	— ^(d)
2015 - Institutional Shares	1.00	— ^(d)	— ^(d)	— ^(d)	— ^(d)	— ^(d)	— ^(d)
2015 - Select Shares	1.00	— ^(d)	— ^(d)	— ^(d)	— ^(d)	— ^(d)	— ^(d)
2015 - Preferred Shares	1.00	— ^(d)	— ^(d)	— ^(d)	— ^(d)	— ^(d)	— ^(d)
2015 - Capital Shares	1.00	— ^(d)	— ^(d)	— ^(d)	— ^(d)	— ^(d)	— ^(d)
2015 - Administration Shares	1.00	— ^(d)	— ^(d)	— ^(d)	— ^(d)	— ^(d)	— ^(d)
2015 - Premier Shares	1.00	— ^(d)	— ^(d)	— ^(d)	— ^(d)	— ^(d)	— ^(d)
2015 - Service Shares	1.00	— ^(d)	— ^(d)	— ^(d)	— ^(d)	— ^(d)	— ^(d)
2015 - Resource Shares	1.00	— ^(d)	— ^(d)	— ^(d)	— ^(d)	— ^(d)	— ^(d)
2015 - Cash Management Shares	1.00	— ^(d)	— ^(d)	— ^(d)	— ^(d)	— ^(d)	— ^(d)
2014 - Institutional Shares	1.00	— ^(d)	— ^(d)	— ^(d)	— ^(d)	— ^(d)	— ^(d)
2014 - Select Shares	1.00	— ^(d)	— ^(d)	— ^(d)	— ^(d)	— ^(d)	— ^(d)
2014 - Preferred Shares	1.00	— ^(d)	— ^(d)	— ^(d)	— ^(d)	— ^(d)	— ^(d)
2014 - Capital Shares	1.00	— ^(d)	— ^(d)	— ^(d)	— ^(d)	— ^(d)	— ^(d)
2014 - Administration Shares	1.00	— ^(d)	— ^(d)	— ^(d)	— ^(d)	— ^(d)	— ^(d)
2014 - Premier Shares	1.00	— ^(d)	— ^(d)	— ^(d)	— ^(d)	— ^(d)	— ^(d)
2014 - Service Shares	1.00	— ^(d)	— ^(d)	— ^(d)	— ^(d)	— ^(d)	— ^(d)
2014 - Resource Shares	1.00	— ^(d)	— ^(d)	— ^(d)	— ^(d)	— ^(d)	— ^(d)
2014 - Cash Management Shares	1.00	— ^(d)	— ^(d)	— ^(d)	— ^(d)	— ^(d)	— ^(d)
2013 - Institutional Shares	1.00	— ^(d)	— ^(d)	— ^(d)	— ^(d)	— ^(d)	— ^(d)
2013 - Select Shares	1.00	— ^(d)	— ^(d)	— ^(d)	— ^(d)	— ^(d)	— ^(d)
2013 - Preferred Shares	1.00	— ^(d)	— ^(d)	— ^(d)	— ^(d)	— ^(d)	— ^(d)
2013 - Capital Shares	1.00	— ^(d)	— ^(d)	— ^(d)	— ^(d)	— ^(d)	— ^(d)
2013 - Administration Shares	1.00	— ^(d)	— ^(d)	— ^(d)	— ^(d)	— ^(d)	— ^(d)
2013 - Premier Shares	1.00	— ^(d)	— ^(d)	— ^(d)	— ^(d)	— ^(d)	— ^(d)
2013 - Service Shares	1.00	— ^(d)	— ^(d)	— ^(d)	— ^(d)	— ^(d)	— ^(d)
2013 - Resource Shares	1.00	— ^(d)	— ^(d)	— ^(d)	— ^(d)	— ^(d)	— ^(d)
2013 - Cash Management Shares	1.00	— ^(d)	— ^(d)	— ^(d)	— ^(d)	— ^(d)	— ^(d)

(a) Calculated based on the average shares outstanding methodology.

(b) Distributions may not coincide with the current year net investment income or net realized gains as distributions may be paid from current or prior year earnings.

(c) Assumes reinvestment of all distributions. Returns do not reflect the deduction of taxes that a shareholder would pay on Fund distributions.

(d) Amount is less than \$0.0005 per share.

(e) Amount is less than 0.005% of average net assets.

Net asset value, end of year	Total return ^(c)	Net assets end of year (in 000s)	Ratio of net expenses to average net assets	Ratio of total expenses to average net assets	Ratio of net investment income (loss) to average net assets
\$1.00	0.49%	\$ 8,619,492	0.20%	0.23%	0.48%
1.00	0.46	7,333	0.23	0.26	0.42
1.00	0.39	14,565	0.30	0.33	0.25
1.00	0.34	215,820	0.35	0.38	0.30
1.00	0.25	237,557	0.44	0.48	0.28
1.00	0.18	15,512	0.50	0.58	0.13
1.00	0.10	144,728	0.58	0.73	0.08
1.00	0.05	1	0.26	0.88	0.37
1.00	0.01	33,252	0.62	1.03	—(e)
1.00	0.14	9,876,558	0.19	0.23	0.11
1.00	0.12	10,969	0.21	0.26	0.09
1.00	0.07	75,756	0.26	0.33	0.03
1.00	0.03	264,092	0.32	0.38	0.01
1.00	0.01	189,870	0.30	0.48	(0.02)
1.00	0.01	1	0.19	0.58	0.36
1.00	0.01	142,607	0.29	0.73	(0.02)
1.00	0.01	1	0.19	0.88	0.37
1.00	0.01	73,211	0.31	1.03	(0.02)
1.00	0.01	10,053,367	0.10	0.23	—(e)
1.00	0.01	12,266	0.10	0.26	—(e)
1.00	0.01	40,923	0.10	0.33	—(e)
1.00	0.01	103,108	0.10	0.38	—(e)
1.00	0.01	390,266	0.10	0.48	—(e)
1.00	0.01	1	0.10	0.58	0.01
1.00	0.01	355,272	0.10	0.73	—(e)
1.00	0.01	1	0.10	0.88	0.40
1.00	0.01	147,486	0.10	1.03	—(e)
1.00	0.01	9,153,246	0.09	0.23	0.01
1.00	0.01	38,054	0.09	0.26	0.01
1.00	0.01	52,417	0.09	0.33	0.01
1.00	0.01	55,729	0.09	0.38	0.01
1.00	0.01	403,438	0.09	0.48	0.01
1.00	0.01	17,834	0.09	0.58	0.01
1.00	0.01	435,856	0.09	0.73	0.01
1.00	0.01	1	0.09	0.88	0.40
1.00	0.01	90,568	0.09	1.03	0.01
1.00	0.01	8,211,951	0.14	0.23	—(e)
1.00	0.01	127,241	0.14	0.26	—(e)
1.00	0.01	53,020	0.14	0.33	—(e)
1.00	0.01	62,058	0.14	0.38	—(e)
1.00	0.01	418,901	0.14	0.48	—(e)
1.00	0.01	1,137,540	0.14	0.58	—(e)
1.00	0.01	508,699	0.14	0.73	—(e)
1.00	0.01	1	0.14	0.88	0.40
1.00	0.01	47,993	0.14	1.03	—(e)

FINANCIAL SQUARE GOVERNMENT FUND

Year - Share Class	From investment operations			Distributions to shareholders			
	Net asset value, beginning of year	Net investment income ^(a)	Net realized gain (loss)	Total from investment operations	From net investment income	From net realized gains	Total distributions ^(b)
FOR THE FISCAL YEARS ENDED AUGUST 31,							
2017 - Institutional Shares	\$1.00	\$0.006	\$ — ^(d)	\$0.006	\$(0.006)	\$— ^(d)	\$(0.006)
2017 - Select Shares	1.00	0.005	— ^(d)	0.005	(0.005)	— ^(d)	(0.005)
2017 - Preferred Shares	1.00	0.004	0.001	0.005	(0.005)	— ^(d)	(0.005)
2017 - Capital Shares	1.00	0.004	— ^(d)	0.004	(0.004)	— ^(d)	(0.004)
2017 - Administration Shares	1.00	0.003	— ^(d)	0.003	(0.003)	— ^(d)	(0.003)
2017 - Premier Shares	1.00	0.003	(0.001)	0.002	(0.002)	— ^(d)	(0.002)
2017 - Service Shares	1.00	0.001	— ^(d)	0.001	(0.001)	— ^(d)	(0.001)
2017 - Class A Shares	1.00	0.003	— ^(d)	0.003	(0.003)	— ^(d)	(0.003)
2017 - Class C Shares	1.00	— ^(d)	— ^(d)	— ^(d)	— ^(d)	— ^(d)	— ^(d)
2017 - Resource Shares	1.00	0.001	— ^(d)	0.001	(0.001)	— ^(d)	(0.001)
2017 - Cash Management Shares	1.00	— ^(d)	— ^(d)	— ^(d)	— ^(d)	— ^(d)	— ^(d)
2017 - Class R6 Shares	1.00	0.006	— ^(d)	0.006	(0.006)	— ^(d)	(0.006)
2016 - Institutional Shares	1.00	0.002	— ^(d)	0.002	(0.002)	— ^(d)	(0.002)
2016 - Select Shares	1.00	0.002	— ^(d)	0.002	(0.002)	— ^(d)	(0.002)
2016 - Preferred Shares	1.00	0.001	— ^(d)	0.001	(0.001)	— ^(d)	(0.001)
2016 - Capital Shares	1.00	0.001	— ^(d)	0.001	(0.001)	— ^(d)	(0.001)
2016 - Administration Shares	1.00	— ^(d)	— ^(d)	— ^(d)	— ^(d)	— ^(d)	— ^(d)
2016 - Premier Shares	1.00	— ^(d)	— ^(d)	— ^(d)	— ^(d)	— ^(d)	— ^(d)
2016 - Service Shares	1.00	— ^(d)	— ^(d)	— ^(d)	— ^(d)	— ^(d)	— ^(d)
2016 - Class A Shares (Commenced operations on February 29, 2016)	1.00	— ^(d)	— ^(d)	— ^(d)	— ^(d)	— ^(d)	— ^(d)
2016 - Class C Shares (Commenced operations on February 29, 2016)	1.00	— ^(d)	— ^(d)	— ^(d)	— ^(d)	— ^(d)	— ^(d)
2016 - Resource Shares	1.00	— ^(d)	— ^(d)	— ^(d)	— ^(d)	— ^(d)	— ^(d)
2016 - Cash Management Shares	1.00	— ^(d)	— ^(d)	— ^(d)	— ^(d)	— ^(d)	— ^(d)
2016 - Class R6 Shares (Commenced operations on December 29, 2015)	1.00	0.002	— ^(d)	0.002	(0.002)	— ^(d)	(0.002)
2015 - Institutional Shares	1.00	— ^(d)	— ^(d)	— ^(d)	— ^(d)	— ^(d)	— ^(d)
2015 - Select Shares	1.00	— ^(d)	— ^(d)	— ^(d)	— ^(d)	— ^(d)	— ^(d)
2015 - Preferred Shares	1.00	— ^(d)	— ^(d)	— ^(d)	— ^(d)	— ^(d)	— ^(d)
2015 - Capital Shares	1.00	— ^(d)	— ^(d)	— ^(d)	— ^(d)	— ^(d)	— ^(d)
2015 - Administration Shares	1.00	— ^(d)	— ^(d)	— ^(d)	— ^(d)	— ^(d)	— ^(d)
2015 - Premier Shares	1.00	— ^(d)	— ^(d)	— ^(d)	— ^(d)	— ^(d)	— ^(d)
2015 - Service Shares	1.00	— ^(d)	— ^(d)	— ^(d)	— ^(d)	— ^(d)	— ^(d)
2015 - Resource Shares	1.00	— ^(d)	— ^(d)	— ^(d)	— ^(d)	— ^(d)	— ^(d)
2015 - Cash Management Shares	1.00	— ^(d)	— ^(d)	— ^(d)	— ^(d)	— ^(d)	— ^(d)
2014 - Institutional Shares	1.00	— ^(d)	— ^(d)	— ^(d)	— ^(d)	— ^(d)	— ^(d)
2014 - Select Shares	1.00	— ^(d)	— ^(d)	— ^(d)	— ^(d)	— ^(d)	— ^(d)
2014 - Preferred Shares	1.00	— ^(d)	— ^(d)	— ^(d)	— ^(d)	— ^(d)	— ^(d)
2014 - Capital Shares	1.00	— ^(d)	— ^(d)	— ^(d)	— ^(d)	— ^(d)	— ^(d)
2014 - Administration Shares	1.00	— ^(d)	— ^(d)	— ^(d)	— ^(d)	— ^(d)	— ^(d)
2014 - Premier Shares	1.00	— ^(d)	— ^(d)	— ^(d)	— ^(d)	— ^(d)	— ^(d)
2014 - Service Shares	1.00	— ^(d)	— ^(d)	— ^(d)	— ^(d)	— ^(d)	— ^(d)
2014 - Resource Shares	1.00	— ^(d)	— ^(d)	— ^(d)	— ^(d)	— ^(d)	— ^(d)
2014 - Cash Management Shares	1.00	— ^(d)	— ^(d)	— ^(d)	— ^(d)	— ^(d)	— ^(d)
2013 - Institutional Shares	1.00	— ^(d)	— ^(d)	— ^(d)	— ^(d)	— ^(d)	— ^(d)
2013 - Select Shares	1.00	— ^(d)	— ^(d)	— ^(d)	— ^(d)	— ^(d)	— ^(d)
2013 - Preferred Shares	1.00	— ^(d)	— ^(d)	— ^(d)	— ^(d)	— ^(d)	— ^(d)
2013 - Capital Shares	1.00	— ^(d)	— ^(d)	— ^(d)	— ^(d)	— ^(d)	— ^(d)
2013 - Administration Shares	1.00	— ^(d)	— ^(d)	— ^(d)	— ^(d)	— ^(d)	— ^(d)
2013 - Premier Shares	1.00	— ^(d)	— ^(d)	— ^(d)	— ^(d)	— ^(d)	— ^(d)
2013 - Service Shares	1.00	— ^(d)	— ^(d)	— ^(d)	— ^(d)	— ^(d)	— ^(d)
2013 - Resource Shares	1.00	— ^(d)	— ^(d)	— ^(d)	— ^(d)	— ^(d)	— ^(d)
2013 - Cash Management Shares	1.00	— ^(d)	— ^(d)	— ^(d)	— ^(d)	— ^(d)	— ^(d)

(a) Calculated based on the average shares outstanding methodology.

(b) Distributions may not coincide with the current year net investment income or net realized gains as distributions may be paid from current or prior year earnings.

(c) Assumes reinvestment of all distributions. Returns do not reflect the deduction of taxes that a shareholder would pay on Fund distributions. Total returns for periods less than one full year are not annualized.

(d) Amount is less than \$0.0005 per share.

(e) Annualized.

(f) Amount is less than 0.005% of average net assets.

Net asset value, end of year	Total return ^(c)	Net assets end of year (in 000s)	Ratio of net expenses to average net assets	Ratio of total expenses to average net assets	Ratio of net investment income (loss) to average net assets
\$1.00	0.55%	\$79,411,937	0.18%	0.23%	0.55%
1.00	0.52	2,921,971	0.21	0.26	0.52
1.00	0.45	553,781	0.28	0.33	0.43
1.00	0.40	893,496	0.33	0.38	0.37
1.00	0.30	4,138,362	0.43	0.48	0.32
1.00	0.22	101,311	0.52	0.58	0.28
1.00	0.12	337,219	0.60	0.73	0.11
1.00	0.30	55,506	0.43	0.48	0.34
1.00	0.01	5,937	0.70	1.23	0.01
1.00	0.05	74,864	0.69	0.88	0.06
1.00	0.02	3,779	0.62	1.03	0.01
1.00	0.55	12,773	0.18	0.23	0.56
1.00	0.20	63,804,041	0.18	0.23	0.21
1.00	0.17	2,471,275	0.21	0.26	0.21
1.00	0.12	536,818	0.27	0.33	0.13
1.00	0.08	1,390,271	0.30	0.38	0.07
1.00	0.02	2,673,689	0.36	0.48	0.01
1.00	0.02	1	0.20	0.58	0.40
1.00	0.01	368,299	0.36	0.73	(0.01)
1.00	0.01	1,563	0.43 ^(e)	0.48 ^(e)	0.02 ^(e)
1.00	0.01	413	0.44 ^(e)	1.23 ^(e)	0.01 ^(e)
1.00	0.01	17,634	0.43	0.88	(0.01)
1.00	0.02	14	0.35	1.03	0.06
1.00	0.18	4,705	0.18 ^(e)	0.23 ^(e)	0.26 ^(e)
1.00	0.01	29,753,210	0.14	0.23	0.01
1.00	0.01	203,098	0.14	0.26	0.01
1.00	0.01	249,542	0.14	0.33	0.01
1.00	0.01	1,174,099	0.14	0.38	0.01
1.00	0.01	1,920,203	0.14	0.48	0.01
1.00	0.01	1	0.14	0.58	0.40
1.00	0.01	468,041	0.14	0.73	0.01
1.00	0.01	1	0.14	0.88	0.40
1.00	0.01	4	0.14	1.03	0.22
1.00	0.01	22,069,515	0.12	0.23	— ^(f)
1.00	0.01	101,446	0.12	0.26	— ^(f)
1.00	0.01	266,881	0.12	0.33	— ^(f)
1.00	0.01	1,113,078	0.12	0.38	— ^(f)
1.00	0.01	1,939,309	0.12	0.48	— ^(f)
1.00	0.01	1	0.12	0.58	— ^(f)
1.00	0.01	376,094	0.12	0.73	— ^(f)
1.00	0.01	1	0.12	0.88	0.40
1.00	0.01	1	0.12	1.03	0.40
1.00	0.03	21,751,069	0.18	0.23	0.03
1.00	0.01	145,992	0.20	0.26	0.02
1.00	0.01	305,546	0.21	0.33	— ^(f)
1.00	0.01	411,426	0.20	0.38	— ^(f)
1.00	0.01	1,983,578	0.20	0.48	— ^(f)
1.00	0.01	5,416	0.20	0.58	— ^(f)
1.00	0.01	260,856	0.20	0.73	— ^(f)
1.00	0.01	1	0.18	0.88	0.40
1.00	0.01	1	0.18	1.03	0.40

FINANCIAL SQUARE FEDERAL INSTRUMENTS FUND

Year - Share Class	Net asset value, beginning of period	From investment operations			Distributions to shareholders		
		Net investment income ^(a)	Net realized gain	Total from investment operations	From net investment income	From net realized gains	Total distributions ^(b)
FOR THE FISCAL YEAR ENDED AUGUST 31,							
2017 - Institutional Shares	\$1.00	\$0.005	\$ — ^(d)	\$0.005	\$(0.005)	\$— ^(d)	\$(0.005)
2017 - Select Shares	1.00	0.005	— ^(d)	0.005	(0.005)	— ^(d)	(0.005)
2017 - Preferred Shares	1.00	0.004	— ^(d)	0.004	(0.004)	— ^(d)	(0.004)
2017 - Capital Shares	1.00	0.003	0.001	0.004	(0.004)	— ^(d)	(0.004)
2017 - Administration Shares	1.00	0.003	— ^(d)	0.003	(0.003)	— ^(d)	(0.003)
2017 - Premier Shares	1.00	0.002	— ^(d)	0.002	(0.002)	— ^(d)	(0.002)
2017 - Service Shares	1.00	0.001	— ^(d)	0.001	(0.001)	— ^(d)	(0.001)
2017 - Cash Management Shares	1.00	— ^(d)	— ^(d)	— ^(d)	— ^(d)	— ^(d)	— ^(d)
FOR THE PERIOD ENDED AUGUST 31,*							
2016 - Institutional Shares	1.00	0.002	— ^(d)	0.002	(0.002)	— ^(d)	(0.002)
2016 - Select Shares	1.00	0.001	— ^(d)	0.001	(0.001)	— ^(d)	(0.001)
2016 - Preferred Shares	1.00	0.001	— ^(d)	0.001	(0.001)	— ^(d)	(0.001)
2016 - Capital Shares	1.00	— ^(d)	— ^(d)	— ^(d)	— ^(d)	— ^(d)	— ^(d)
2016 - Administration Shares	1.00	— ^(d)	— ^(d)	— ^(d)	— ^(d)	— ^(d)	— ^(d)
2016 - Premier Shares	1.00	— ^(d)	— ^(d)	— ^(d)	— ^(d)	— ^(d)	— ^(d)
2016 - Service Shares	1.00	— ^(d)	— ^(d)	— ^(d)	— ^(d)	— ^(d)	— ^(d)
2016 - Cash Management Shares	1.00	— ^(d)	— ^(d)	— ^(d)	— ^(d)	— ^(d)	— ^(d)

* Commenced operations on October 30, 2015.

(a) Calculated based on the average shares outstanding methodology.

(b) Distributions may not coincide with the current year net investment income or net realized gains as distributions may be paid from current or prior year earnings.

(c) Assumes reinvestment of all distributions. Returns do not reflect the deduction of taxes that a shareholder would pay on Fund distributions. Total returns for periods less than one full year are not annualized.

(d) Amount is less than \$0.0005 per share.

(e) Annualized.

(f) Amount is less than 0.005% of average net assets.

Net asset value, end of period	Total return ^(c)	Net assets end of period (in 000s)	Ratio of net expenses to average net assets	Ratio of total expenses to average net assets	Ratio of net investment income (loss) to average net assets
\$1.00	0.52%	\$556,458	0.20%	0.28%	0.51%
1.00	0.49	47	0.23	0.31	0.48
1.00	0.42	50	0.30	0.38	0.41
1.00	0.37	16,147	0.35	0.43	0.31
1.00	0.27	50,768	0.45	0.53	0.26
1.00	0.19	50	0.53	0.63	0.19
1.00	0.10	15,129	0.62	0.78	0.09
1.00	0.01	50	0.71	1.08	0.01
1.00	0.16	577,395	0.20 ^(e)	0.39 ^(e)	0.19 ^(e)
1.00	0.13	50	0.23 ^(e)	0.42 ^(e)	0.14 ^(e)
1.00	0.08	50	0.29 ^(e)	0.49 ^(e)	0.08 ^(e)
1.00	0.05	50	0.33 ^(e)	0.54 ^(e)	0.04 ^(e)
1.00	0.01	43,835	0.39 ^(e)	0.64 ^(e)	(0.01) ^(e)
1.00	0.01	50	0.38 ^(e)	0.74 ^(e)	— ^{(e)(f)}
1.00	0.01	14,949	0.39 ^(e)	0.89 ^(e)	(0.01) ^(e)
1.00	0.01	50	0.38 ^(e)	1.19 ^(e)	— ^{(e)(f)}

INVESTOR MONEY MARKET FUND

Year - Share Class	Net asset value, beginning of period	From investment operations			Distributions to shareholders		
		Net investment income ^(a)	Net realized gain (loss)	Total from investment operations	From net investment income	From net realized gains	Total distributions ^(b)
FOR THE FISCAL YEAR ENDED AUGUST 31,							
2017 - Class I Shares	\$1.00	\$0.009	\$ — ^(d)	\$0.009	\$(0.009)	\$— ^(d)	\$(0.009)
2017 - Administration Shares	1.00	0.007	(0.001)	0.006	(0.006)	— ^(d)	(0.006)
2017 - Service Shares	1.00	0.004	— ^(d)	0.004	(0.004)	— ^(d)	(0.004)
2017 - Resource Shares	1.00	0.002	0.001	0.003	(0.003)	— ^(d)	(0.003)
2017 - Cash Management Shares	1.00	0.002	(0.001)	0.001	(0.001)	— ^(d)	(0.001)
2017 - Class A Shares	1.00	0.008	(0.002)	0.006	(0.006)	— ^(d)	(0.006)
2017 - Class C Shares	1.00	— ^(d)	0.001	0.001	(0.001)	— ^(d)	(0.001)
FOR THE PERIOD ENDED AUGUST 31,*							
2016 - Class I Shares	1.00	0.002	— ^(d)	0.002	(0.002)	— ^(d)	(0.002)
2016 - Administration Shares	1.00	0.001	— ^(d)	0.001	(0.001)	— ^(d)	(0.001)
2016 - Service Shares (Commenced operations on May 31, 2016)	1.00	— ^(d)	— ^(d)	— ^(d)	— ^(d)	— ^(d)	— ^(d)
2016 - Resource Shares (Commenced operations on May 31, 2016)	1.00	— ^(d)	— ^(d)	— ^(d)	— ^(d)	— ^(d)	— ^(d)
2016 - Cash Management Shares (Commenced operations on May 31, 2016)	1.00	— ^(d)	— ^(d)	— ^(d)	— ^(d)	— ^(d)	— ^(d)
2016 - Class A Shares	1.00	0.001	— ^(d)	0.001	(0.001)	— ^(d)	(0.001)
2016 - Class C Shares	1.00	— ^(d)	— ^(d)	— ^(d)	— ^(d)	— ^(d)	— ^(d)

* Commenced operations on January 29, 2016.

(a) Calculated based on the average shares outstanding methodology.

(b) Distributions may not coincide with the current year net investment income or net realized gains as distributions may be paid from current or prior year earnings.

(c) Assumes reinvestment of all distributions. Returns do not reflect the deduction of taxes that a shareholder would pay on Fund distributions. Total returns for periods less than one full year are not annualized.

(d) Amount is less than \$0.0005 per share.

(e) Annualized.

Net asset value, end of period	Total return ^(c)	Net assets end of period (in 000s)	Ratio of net expenses to average net assets	Ratio of total expenses to average net assets	Ratio of net investment income to average net assets
\$1.00	0.87%	\$216,443	0.18%	0.51%	0.90%
1.00	0.62	100,351	0.43	0.76	0.72
1.00	0.39	50	0.68	1.01	0.36
1.00	0.26	50	0.82	1.16	0.22
1.00	0.15	91	0.95	1.31	0.18
1.00	0.62	563	0.43	0.76	0.81
1.00	0.06	64	1.02	1.51	0.04
1.00	0.24	10,679	0.18 ^(e)	4.88 ^(e)	0.41 ^(e)
1.00	0.09	50	0.43 ^(e)	5.13 ^(e)	0.16 ^(e)
1.00	0.05	50	0.61 ^(e)	5.38 ^(e)	0.02 ^(e)
1.00	0.05	50	0.62 ^(e)	5.53 ^(e)	0.01 ^(e)
1.00	0.05	50	0.62 ^(e)	5.68 ^(e)	0.01 ^(e)
1.00	0.09	50	0.43 ^(e)	5.13 ^(e)	0.16 ^(e)
1.00	0.05	50	0.58 ^(e)	5.88 ^(e)	0.01 ^(e)

INVESTOR TAX-EXEMPT MONEY MARKET FUND

Year - Share Class	Net asset value, beginning of year	From investment operations			Distributions to shareholders		
		Net investment income ^(a)	Net realized gain (loss)	Total from investment operations	From net investment income	From net realized gains	Total distributions ^(b)
FOR THE FISCAL YEARS ENDED AUGUST 31,							
2017 - Class I Shares	\$1.00	\$0.006	\$ 0.001	\$0.007	\$(0.006)	\$(0.001)	\$(0.007)
2017 - Select Shares	1.00	0.006	— ^(d)	0.006	(0.005)	(0.001)	(0.006)
2017 - Preferred Shares	1.00	0.005	0.001	0.006	(0.005)	(0.001)	(0.006)
2017 - Capital Shares	1.00	0.003	0.002	0.005	(0.004)	(0.001)	(0.005)
2017 - Administration Shares	1.00	0.003	0.001	0.004	(0.003)	(0.001)	(0.004)
2017 - Premier Shares	1.00	0.004	(0.001)	0.003	(0.002)	(0.001)	(0.003)
2017 - Service Shares	1.00	— ^(d)	0.002	0.002	(0.001)	(0.001)	(0.002)
2017 - Resource Shares	1.00	— ^(d)	0.001	0.001	— ^(d)	(0.001)	(0.001)
2017 - Cash Management Shares	1.00	— ^(d)	0.001	0.001	— ^(d)	(0.001)	(0.001)
2017 - Class A Shares	1.00	0.004	— ^(d)	0.004	(0.003)	(0.001)	(0.004)
2017 - Class C Shares	1.00	— ^(d)	0.001	0.001	— ^(d)	(0.001)	(0.001)
2016 - Class I Shares	1.00	0.001	— ^(d)	0.001	(0.001)	— ^(d)	(0.001)
2016 - Select Shares	1.00	0.001	— ^(d)	0.001	(0.001)	— ^(d)	(0.001)
2016 - Preferred Shares	1.00	0.001	— ^(d)	0.001	(0.001)	— ^(d)	(0.001)
2016 - Capital Shares	1.00	— ^(d)	— ^(d)	— ^(d)	— ^(d)	— ^(d)	— ^(d)
2016 - Administration Shares	1.00	— ^(d)	— ^(d)	— ^(d)	— ^(d)	— ^(d)	— ^(d)
2016 - Premier Shares	1.00	— ^(d)	— ^(d)	— ^(d)	— ^(d)	— ^(d)	— ^(d)
2016 - Service Shares	1.00	— ^(d)	— ^(d)	— ^(d)	— ^(d)	— ^(d)	— ^(d)
2016 - Resource Shares	1.00	— ^(d)	— ^(d)	— ^(d)	— ^(d)	— ^(d)	— ^(d)
2016 - Cash Management Shares	1.00	— ^(d)	— ^(d)	— ^(d)	— ^(d)	— ^(d)	— ^(d)
2016 - Class A Shares (Commenced operations on March 31, 2016)	1.00	— ^(d)	— ^(d)	— ^(d)	— ^(d)	— ^(d)	— ^(d)
2016 - Class C Shares (Commenced operations on March 31, 2016)	1.00	— ^(d)	— ^(d)	— ^(d)	— ^(d)	— ^(d)	— ^(d)
2015 - Class I Shares	1.00	— ^(d)	— ^(d)	— ^(d)	— ^(d)	— ^(d)	— ^(d)
2015 - Select Shares	1.00	— ^(d)	— ^(d)	— ^(d)	— ^(d)	— ^(d)	— ^(d)
2015 - Preferred Shares	1.00	— ^(d)	— ^(d)	— ^(d)	— ^(d)	— ^(d)	— ^(d)
2015 - Capital Shares	1.00	— ^(d)	— ^(d)	— ^(d)	— ^(d)	— ^(d)	— ^(d)
2015 - Administration Shares	1.00	— ^(d)	— ^(d)	— ^(d)	— ^(d)	— ^(d)	— ^(d)
2015 - Premier Shares	1.00	— ^(d)	— ^(d)	— ^(d)	— ^(d)	— ^(d)	— ^(d)
2015 - Service Shares	1.00	— ^(d)	— ^(d)	— ^(d)	— ^(d)	— ^(d)	— ^(d)
2015 - Resource Shares	1.00	— ^(d)	— ^(d)	— ^(d)	— ^(d)	— ^(d)	— ^(d)
2015 - Cash Management Shares	1.00	— ^(d)	— ^(d)	— ^(d)	— ^(d)	— ^(d)	— ^(d)
2014 - Class I Shares	1.00	— ^(d)	— ^(d)	— ^(d)	— ^(d)	— ^(d)	— ^(d)
2014 - Select Shares	1.00	— ^(d)	— ^(d)	— ^(d)	— ^(d)	— ^(d)	— ^(d)
2014 - Preferred Shares	1.00	— ^(d)	— ^(d)	— ^(d)	— ^(d)	— ^(d)	— ^(d)
2014 - Capital Shares	1.00	— ^(d)	— ^(d)	— ^(d)	— ^(d)	— ^(d)	— ^(d)
2014 - Administration Shares	1.00	— ^(d)	— ^(d)	— ^(d)	— ^(d)	— ^(d)	— ^(d)
2014 - Premier Shares	1.00	— ^(d)	— ^(d)	— ^(d)	— ^(d)	— ^(d)	— ^(d)
2014 - Service Shares	1.00	— ^(d)	— ^(d)	— ^(d)	— ^(d)	— ^(d)	— ^(d)
2014 - Resource Shares	1.00	— ^(d)	— ^(d)	— ^(d)	— ^(d)	— ^(d)	— ^(d)
2014 - Cash Management Shares	1.00	— ^(d)	— ^(d)	— ^(d)	— ^(d)	— ^(d)	— ^(d)
2013 - Class I Shares	1.00	— ^(d)	— ^(d)	— ^(d)	— ^(d)	— ^(d)	— ^(d)
2013 - Select Shares	1.00	— ^(d)	— ^(d)	— ^(d)	— ^(d)	— ^(d)	— ^(d)
2013 - Preferred Shares	1.00	— ^(d)	— ^(d)	— ^(d)	— ^(d)	— ^(d)	— ^(d)
2013 - Capital Shares	1.00	— ^(d)	— ^(d)	— ^(d)	— ^(d)	— ^(d)	— ^(d)
2013 - Administration Shares	1.00	— ^(d)	— ^(d)	— ^(d)	— ^(d)	— ^(d)	— ^(d)
2013 - Premier Shares	1.00	— ^(d)	— ^(d)	— ^(d)	— ^(d)	— ^(d)	— ^(d)
2013 - Service Shares	1.00	— ^(d)	— ^(d)	— ^(d)	— ^(d)	— ^(d)	— ^(d)
2013 - Resource Shares	1.00	— ^(d)	— ^(d)	— ^(d)	— ^(d)	— ^(d)	— ^(d)
2013 - Cash Management Shares	1.00	— ^(d)	— ^(d)	— ^(d)	— ^(d)	— ^(d)	— ^(d)

(a) Calculated based on the average shares outstanding methodology.

(b) Distributions may not coincide with the current year net investment income or net realized gains as distributions may be paid from current or prior year earnings.

(c) Assumes reinvestment of all distributions. Returns do not reflect the deduction of taxes that a shareholder would pay on Fund distributions. Total returns for periods less than one full year are not annualized.

(d) Amount is less than \$0.0005 per share.

(e) Annualized.

Net asset value, end of year	Total return ^(c)	Net assets end of year (in 000s)	Ratio of net expenses to average net assets	Ratio of total expenses to average net assets	Ratio of net investment income to average net assets
\$1.00	0.63%	\$ 924,326	0.18%	0.29%	0.57%
1.00	0.60	5,401	0.21	0.32	0.62
1.00	0.53	37	0.28	0.39	0.48
1.00	0.48	1	0.33	0.44	0.30
1.00	0.38	3,575	0.43	0.54	0.30
1.00	0.29	1	0.47	0.64	0.43
1.00	0.15	841	0.63	0.79	0.04
1.00	0.08	3,731	0.73	0.94	0.02
1.00	0.09	54	0.77	1.09	0.01
1.00	0.38	643	0.43	0.54	0.35
1.00	0.07	9	0.72	1.29	0.04
1.00	0.11	1,387,634	0.11	0.24	0.07
1.00	0.09	—	0.11	0.27	0.01
1.00	0.06	46	0.13	0.34	0.03
1.00	0.04	886	0.19	0.39	0.04
1.00	0.01	13,041	0.18	0.49	0.01
1.00	0.01	1	0.12	0.59	0.37
1.00	0.01	58,173	0.21	0.74	0.01
1.00	0.01	6,469	0.20	0.89	0.01
1.00	0.01	1	0.12	1.04	0.37
1.00	0.01	10	0.30 ^(e)	0.49 ^(e)	0.04 ^(e)
1.00	0.01	10	0.31 ^(e)	1.24 ^(e)	0.04 ^(e)
1.00	0.01	4,955,885	0.08	0.23	0.01
1.00	0.01	193,506	0.08	0.26	0.01
1.00	0.01	6,914	0.08	0.33	0.01
1.00	0.01	22,788	0.08	0.38	0.01
1.00	0.01	107,676	0.08	0.48	0.01
1.00	0.01	1	0.08	0.58	0.01
1.00	0.01	72,003	0.08	0.73	0.01
1.00	0.01	8,268	0.08	0.88	0.01
1.00	0.01	1	0.08	1.03	0.40
1.00	0.01	5,225,304	0.10	0.23	0.01
1.00	0.01	267,104	0.10	0.26	0.01
1.00	0.01	15,635	0.10	0.33	0.01
1.00	0.01	5,728	0.10	0.38	0.01
1.00	0.01	155,732	0.10	0.48	0.01
1.00	0.01	1,858	0.10	0.58	0.01
1.00	0.01	66,226	0.10	0.73	0.01
1.00	0.01	12,979	0.10	0.88	0.01
1.00	0.01	1	0.10	1.03	0.40
1.00	0.02	4,762,419	0.15	0.23	0.02
1.00	0.02	197,985	0.16	0.26	0.01
1.00	0.01	19,349	0.16	0.33	0.01
1.00	0.01	3,511	0.16	0.38	0.01
1.00	0.01	134,037	0.16	0.48	0.01
1.00	0.01	572,262	0.16	0.58	0.01
1.00	0.01	16,214	0.16	0.73	0.01
1.00	0.01	26,818	0.16	0.88	0.01
1.00	0.01	1	0.15	1.03	0.40

[This page intentionally left blank]

Money Market Funds Prospectus (Administration Shares)

FOR MORE INFORMATION

Annual/Semi-Annual Report

Additional information about the Funds' investments is available in the Funds' annual and semi-annual reports to shareholders. In the Funds' annual reports, you will find a discussion of the market conditions and investment strategies that significantly affected the Funds' performance during the last fiscal year.

Statement of Additional Information

Additional information about the Funds and their policies is also available in the Funds' SAI. The SAI is incorporated by reference into the Prospectus (is legally considered part of the Prospectus).

The Funds' annual and semi-annual reports and the SAI are available free upon request by calling Goldman Sachs at 1-800-621-2550. You can also access and download the annual and semi-annual reports and the SAI at the Funds' website: <http://www.gsamfunds.com/summaries>.

From time to time, certain announcements and other information regarding the Funds may be found at www.gsamfunds.com/announcements-ind for individual investors or www.gsamfunds.com/announcements for advisers.

To obtain other information and for shareholder inquiries:

- By telephone: 1-800-621-2550
- By mail: Goldman Sachs Funds
P.O. Box 06050
Chicago, IL 60606-6306
- On the Internet: SEC EDGAR database – <http://www.sec.gov>

You may review and obtain copies of Fund documents (including the SAI) by visiting the SEC's public reference room in Washington, D.C. You may also obtain copies of Fund documents, after paying a duplicating fee, by writing to the SEC's Public Reference Section, Washington, D.C. 20549-1520 or by electronic request to: publicinfo@sec.gov. Information on the operation of the public reference room may be obtained by calling the SEC at (202) 551-8090.

The Funds' investment company registration number is 811-05349.
Goldman Sachs Financial Square FundsSM is a service mark of Goldman Sachs & Co. LLC
Goldman Sachs Investor FundsSM is a service mark of Goldman Sachs & Co. LLC
GSAM[®] is a registered service mark of Goldman Sachs & Co. LLC



**Asset
Management**